

## City Council Regular Meeting

**Regular Meeting**  
**Tuesday, April 19, 2016**  
**6:00 PM**  
**City Council Chambers**  
**Amended Agenda**



**Mayor Tony D'Errico**  
**Mayor Pro Tem David J. Lesser**  
**Councilmember Amy Howorth**  
**Councilmember Wayne Powell**  
**Councilmember Mark Burton**

### Executive Team

Mark Danaj, City Manager  
Quinn Barrow, City Attorney

Robert Espinosa, Fire Chief  
Teresia Zadroga-Haase, Human Resources Director  
Eve R. Irvine, Police Chief  
Mark Leyman, Parks & Recreation Director  
Bruce Moe, Finance Director  
Sanford Taylor, Information Technology Director

Nadine Nader, Assistant City Manager  
Tony Olmos, Public Works Director  
Liza Tamura, City Clerk  
Marisa Lundstedt, Community  
Development Director

### **MISSION STATEMENT:**

**The City of Manhattan Beach is recognized for providing exemplary municipal services and contributing to the exceptional quality of life afforded to residents, businesses and visitors who enjoy living in and visiting California's safest beach community**

**April 19, 2016**

**City Council Meeting Agenda Packet**

| <b>Agenda Item No.</b> | <b>Starting Page</b> | <b>Ending Page</b> |
|------------------------|----------------------|--------------------|
| AGENDA                 | 1                    | 10                 |
| 1                      | 11                   | 16                 |
| 2                      | 17                   | 22                 |
| 3                      | 23                   | 26                 |
| 4                      | 27                   | 30                 |
| 5                      | 31                   | 70                 |
| 6                      | 71                   | 90                 |
| 7                      | 91                   | 98                 |
| 8                      | 99                   | 126                |
| 9                      | 127                  | 134                |
| 10                     | 135                  | 136                |
| 11                     | 137                  | 141                |

**MANHATTAN BEACH'S CITY COUNCIL WELCOMES YOU!**

*Your presence and participation contribute to good city government.*

*By your presence in the City Council Chambers, you are participating in the process of representative government. To encourage that participation, this agenda provides an early opportunity for public comments under "Public Comments," at which time speakers may comment on any item of interest to the public that is within the subject matter jurisdiction of the City Council, including items on the agenda. In addition, speakers may comment during any public hearing after the public hearing on that item has been opened.*

*Copies of staff reports or other written documentation relating to each item of business referred to on this agenda are available for review on the City's website at [www.citymb.info](http://www.citymb.info), the Police Department located at 420 15th Street, and are also on file in the Office of the City Clerk for public inspection. Any person who has any question concerning any agenda item may call the City Clerk's office at (310) 802 5056.*

*In compliance with the Americans With Disabilities Act, if you need special assistance to participate in this meeting, you should contact the Office of the City Clerk at (310) 802 5056 (voice) or (310) 546 3501 (TDD). Notification 36 hours prior to the meeting will enable the City to make reasonable arrangements to assure accessibility to this meeting. The City also provides closed captioning of all its Regular City Council Meetings for the hearing impaired.*

**BELOW ARE THE AGENDA ITEMS TO BE CONSIDERED. THE RECOMMENDED COUNCIL ACTION IS LISTED IMMEDIATELY AFTER THE TITLE OF EACH ITEM IN BOLD CAPITAL LETTERS.****A. PLEDGE TO THE FLAG****B. ROLL CALL****C. REORGANIZATION**

1. City Council Reorganization:
  - a) City Council Assignments
  - b) Selection of Mayor
  - c) Selection of Mayor Pro Tem  
(City Clerk Tamura).

[16-0163](#)**APPROVE**

**Attachments:** [City Council Assignments and Committee Descriptions](#)  
[City Council Assignments \(Tony D'Errico\)](#)

**D. RECESS AND RECONVENE****E. CEREMONIAL CALENDAR****F. CERTIFICATION OF MEETING NOTICE AND AGENDA POSTING**

*I, Liza Tamura, City Clerk of the City of Manhattan Beach, California, state under penalty of perjury that this notice/agenda was posted on Wednesday, April 13, 2016, on the City's Website and on the bulletin boards of City Hall, Joslyn Community Center and Manhattan Heights.*

**G. APPROVAL OF AGENDA AND WAIVER OF FULL READING OF ORDINANCES**

*By motion of the City Council this is the time to notify the public of any changes to the agenda and/or rearrange the order of the agenda.*

**H. CITY COUNCIL AND COMMUNITY ORGANIZATION ANNOUNCEMENTS OF UPCOMING EVENTS (1 MINUTE PER PERSON)**

*City Councilmembers and community organization representatives may inform the public about upcoming events.*

**I. CITY MANAGER REPORT****J. CITY ATTORNEY REPORT****K. PUBLIC COMMENTS (2 MINUTES PER PERSON FOR ONE ITEM, A MAXIMUM OF 5 MINUTES IF A SPEAKER WANTS TO COMMENT ON MORE THAN ONE ITEM)**

*THIS IS YOUR OPPORTUNITY TO COMMENT ON ANY ITEM ON THE AGENDA THAT IS NOT A PUBLIC HEARING, AS WELL AS ANY ITEM THAT IS WITHIN THE SUBJECT MATTER JURISDICTION OF THE CITY COUNCIL. The Mayor may determine whether an item is within the subject matter jurisdiction of the City Council. While all comments are welcome, the Brown Act does not allow City Council to take action on any item not on the Agenda. Please complete the "Request to Address the City Council" card by filling out your name, city of residence, the item(s) you would like to offer public comment, and returning it to the City Clerk.*

**L. PLANNING COMMISSION QUASI-JUDICIAL DECISIONS (RECEIVE AND FILE)**

*This is an opportunity for a Councilmember to submit a written request that the City Council review the Planning Commission decision, in which case a duly noticed public hearing on the matter will be scheduled for a later date. In the absence of a written request, the matter will be received and filed by order of the chair.*

*The Planning Commission recently took action on the following matter(s): None.*

**M. CONSENT CALENDAR (APPROVE)**

*Items on the "Consent Calendar" are routine and customary business items and will be enacted with one vote. Removal of items from the Consent Calendar for individual consideration will be at a City Councilmember's discretion. In such case, the item will be heard during general business.*

2. Resolution Approving the Side Letter Agreement with the Manhattan Beach Police Officers' Association (Human Resources Director Zadroga-Haase).

[RES 16-0031](#)

**ADOPT RESOLUTION NO. 16-0031**

**Attachments:** [Resolution No. 16-0031 - MBPOA Side Letter FTO](#)  
[April 19, 2016 - Side Letter POA](#)

- 
3. Resolution Approving the Side Letter Agreement with the California Teamsters, Local 911, Modifying Exhibit A Classifications Represented by the Teamsters of the Memorandum of Understanding (Human Resources Director Zadroga-Haase). [RES 16-0026](#)  
**ADOPT RESOLUTION NO. 16-0026**  
**Attachments:** [Resolution No. 16-0026](#)  
[Side Letter Agreement - Teamsters](#)
4. Resolution Appointing a Representative, Gregory S. Borboa, Risk Manager, to the Independent Cities Risk Management Authority (ICRMA), Appointing an Alternate Representative, Teresia Zadroga-Haase, Human Resources Director, and Appointing a Substitute Alternate, Christine Tomikawa, Human Resources Manager (Human Resources Director Zadroga-Haase). [RES 16-0029](#)  
**ADOPT RESOLUTION NO. 16-0029**  
**Attachments:** [Resolution No. 16-0029](#)
5. Financial Report: [16-0099](#)  
a) Schedule of Demands: March 31, 2016  
b) Investment Portfolio for the Month Ending February 29, 2016  
c) Month End Report for February 29, 2016  
(Finance Director Moe).  
**ACCEPT REPORT AND DEMANDS**  
**Attachments:** [Schedule of Demands for March 31, 2016](#)  
[Investment Portfolio for the Month Ending February 29, 2016](#)  
[Month End Report for February 29, 2016](#)
6. City Council Minutes: This Item Contains Minutes of the following City Council Meeting: [16-0152](#)  
a) City Council Adjourned Regular (Closed Session) Meeting Minutes of April 4, 2016  
b) City Council Regular Meeting Minutes of April 5, 2016  
(City Clerk Tamura).  
**APPROVE**  
**Attachments:** [City Council Adjourned Regular \(Closed Session\) Meeting Minutes of April 4, 2016](#)  
[City Council Regular Meeting Minutes of April 5, 2016](#)

## N. PUBLIC HEARINGS (2 MINUTES PER PERSON)

## O. OLD BUSINESS

**P. NEW BUSINESS**

7. Introduce Ordinance No. 16-0004 Repealing Section 2.44.050 (Voting Procedure) of Chapter 2.44 (City Boards, Commissions and Committees) of Title 2 (Administration) of the Manhattan Beach Municipal Code and Adopt Resolution No. 16-0032 Regarding Interview, Appointment and Voting Process for City Boards, Commissions and Committees (City Clerk Tamura). [ORD 16-0004](#)

**WAIVE FUTHER READING; INTRODUCE ORDINANCE NO. 16-0004  
AND ADOPT RESOLUTION NO. 16-0032**

**Attachments:** [Draft Ordinance No. 16-0004](#)  
[Resolution No. 16-0032](#)  
[MBMC Title 2, Chapter 2.44, Section 2.44.050](#)

8. Presentation of the Proposed Fiscal Year 2016-2017 to Fiscal Year 2020-2021 Five-Year Capital Improvement Plan (Public Works Director Olmos). [16-0117](#)

**RECEIVE REPORT AND PROVIDE COMMENTS**

**Attachments:** [Projects Brand New to the CIP](#)  
[Existing CIP Projects Needing FY16-17 Funding](#)  
[Projects by Type](#)  
[PowerPoint Presentation](#)

9. Free WiFi in the Parks and Municipal Broadband Networks Fiber Discussion (Information Technology Director Taylor). [16-0108](#)

**DISCUSS**

**Attachments:** [Parks Free WiFi and Fiber Network Presentation](#)

**Q. ADJOURN CITY COUNCIL MEETING TO A MEETING OF THE MANHATTAN BEACH CAPITAL IMPROVEMENTS CORPORATION****I. CALL MEETING TO ORDER****II. ROLL CALL****III. PUBLIC COMMENT ON CAPITAL IMPROVEMENTS CORPORATION****IV. GENERAL BUSINESS**

10. Reorganization of the Manhattan Beach Capital Improvements Corporation (Finance Director Moe). [16-0154](#)

**ELECT A NEW PRESIDENT AND VICE PRESIDENT**

**R. ADJOURN MANHATTAN BEACH CAPITAL IMPROVEMENTS CORPORATION AND RECONVENE CITY COUNCIL MEETING**

**S. CITY COUNCIL REPORTS, OTHER COUNCIL BUSINESS, AND COMMITTEE AND TRAVEL REPORTS**

**T. FORECAST AGENDA AND FUTURE DISCUSSION ITEMS**

- 11. Agenda Forecast (City Clerk Tamura).  
**DISCUSS AND PROVIDE DIRECTION**

[16-0153](#)

Attachments: [April 13, 2016 Agenda Forecast](#)

**U. INFORMATIONAL ITEMS**

*This section is for items that do not require City Council action.*

**V. CLOSED SESSION**

**W. ADJOURNMENT**

**X. FUTURE MEETINGS**

**CITY COUNCIL MEETINGS**

- May 3, 2016 -- Tuesday -- 3:00 PM-6:00 PM (Tentative) -- Board and Comissions Interviews*
- May 3, 2016 -- Tuesday -- 6:00 PM - City Council Meeting*
- May 5, 2016 -- Thursday -- Time TBD - Budget Study Session #1*
- May 10, 2016 -- Tuesday -- Time TBD - Budget Study Session #2*
- May 12, 2016 -- Thursday -- Time TBD - Budget Study Session #3*
- May 17, 2016 -- Tuesday -- 6:00 PM - City Council Meeting*
- May 19, 2016 -- Thursday -- Time TBD - Budget Study Session #4*
- June 7, 2016 -- Tuesday -- 6:00 PM - City Council Meeting*
- June 21, 2016 -- Tuesday -- 6:00 PM - City Council Meeting*
- July 5, 2016 -- Tuesday -- 6:00 PM - City Council Meeting*
- July 19, 2016 -- Tuesday -- 6:00 PM - City Council Meeting*
- Aug. 2, 2016 -- Tuesday -- 6:00 PM - City Council Meeting*
- Aug. 16, 2016 -- Tuesday -- 6:00 PM - City Council Meeting*
- Sep. 6, 2016 -- Tuesday -- 6:00 PM - City Council Meeting*
- Sep. 20, 2016 -- Tuesday -- 6:00 PM - City Council Meeting*

**BOARDS, COMMISSIONS AND COMMITTEE MEETINGS**

*April 25, 2016 – Monday – 6:30 PM – Parks and Recreation Commission Meeting*  
*April 27, 2016 – Wednesday – 6:30 PM – Planning Commission Meeting*  
*April 28, 2016 – Thursday – 6:30 PM - Parking & Public Improvements Commission Meeting*  
*May 9, 2016 – Monday – 6:30 PM – Library Commission Meeting*  
*May 10, 2016 – Tuesday – 6:00 PM – Cultural Arts Commission Meeting*  
*May 11, 2016 – Wednesday – 6:30 PM – Planning Commission Meeting*  
*May 23, 2016 – Monday – 6:30 PM – Parks and Recreation Commission Meeting*  
*May 25, 2016 – Wednesday – 6:30 PM – Planning Commission Meeting*  
*May 26, 2016 – Thursday – 6:30 PM - Parking & Public Improvements Commission Meeting*  
*June 8, 2016 - Wednesday - 6:30 PM - Planning Commission Meeting*  
*June 13, 2016 - Monday - 6:30 PM - Library Commission Meeting*  
*June 14, 2016 - Tuesday - 6:00 PM - Cultural Arts Commission*  
*June 16, 2016 - Thursday - 8:30 AM - Finance Subcommittee Meeting*  
*June 22, 2016 - Wednesday - 6:30 PM - Planning Commission Meeting*  
*June 23, 2016 - Thursday - 6:30 PM - Parking & Public Improvements Commission Meeting*  
*June 27, 2016 - Monday - 6:30 PM - Parks and Recreation Commission Meeting*  
*July 11, 2016 - Monday - 6:30 PM - Library Commission Meeting*  
*July 12, 2016 - Tuesday - 6:00 PM - Cultural Arts Commission Meeting*  
*July 13, 2016 - Wednesday - 6:30 PM - Planning Commission Meeting*  
*July 25, 2016 - Monday - 6:30 PM - Parks and Recreation Commission Meeting*  
*July 27, 2016 - Wednesday - 6:30 PM - Planning Commission Meeting*  
*July 28, 2016 - Thursday - 6:30 PM - Parking & Public Improvements Commission Meeting*



**Y. CITY OFFICES CLOSED**

**CITY HOLIDAYS:**

*May 30, 2016 – Monday – Memorial Day*  
*Jul. 4, 2016 - Monday - Independence Day*  
*Sep. 5, 2016 - Monday - Labor Day*  
*Oct. 10, 2016 – Monday – Columbus Day*  
*Nov. 11, 2016 – Friday – Veterans Day*  
*Nov. 24-25, 2016 - Thursday & Friday - Thanksgiving Holiday*  
*Dec. 26, 2016 - Monday - Christmas Day Observed*  
*Jan. 2, 2017 – Monday – New Years Day Observed*  
*Jan. 16, 2017 – Monday – Martin Luther King Day*  
*Feb. 20, 2017 - Monday - Presidents Day*

**CITY OFFICES CLOSED ON FOLLOWING ALTERNATIVE FRIDAYS:**

*April 29, 2016 - Friday*  
*May 13, 2016 - Friday*  
*May 27, 2016 - Friday*  
*June 10, 2016 - Friday*  
*June 24, 2016 - Friday*  
*July 8, 2016 - Friday*  
*July 22, 2016 - Friday*  
*Aug. 5, 2016 - Friday*  
*Aug. 19, 2016 - Friday*  
*Sep. 2, 2016 - Friday*  
*Sep. 16, 2016 - Friday*  
*Sep. 30, 2016 - Friday*  
*Oct. 14, 2016 - Friday*  
*Oct. 28, 2016 - Friday*  
*Nov. 11, 2016 - Friday*  
*Nov. 23, 2016 - Friday*  
*Dec. 9, 2016 - Friday*  
*Dec. 23, 2016 - Friday*



**Agenda Date:** 4/19/2016

---

**TO:**

Honorable Mayor and Members of the City Council

**THROUGH:**

Mark Danaj, City Manager

**FROM:**

Liza Tamura, City Clerk

Matthew Cuevas, Management Analyst

Martha Alvarez, Administrative Clerk II

**SUBJECT:**

City Council Reorganization:

A) City Council Assignments

B) Selection of Mayor

C) Selection of Mayor Pro Tem

(City Clerk Tamura).

**APPROVE**

---

**RECOMMENDATION:**

Staff recommends that the City Council proceed with the approval of City Council Assignments and the selection of the new Mayor and Mayor Pro Tem.

**EXECUTIVE SUMMARY:**

There is no executive summary with the recommended action.

**FISCAL IMPLICATIONS:**

There are no fiscal implications associated with the recommended action.

**BACKGROUND:**

The City of Manhattan Beach was organized, formed, and incorporated under the laws of the State of California as a General Law city on December 2, 1912. The City has a "Council-Manager" form of government where the City Manager is appointed by the City Council and is the Chief Executive Officer of the municipal corporation. The City Council acts as the board of directors of the municipal corporation and meets in a public forum where citizens may participate in the governmental process. The Mayor serves as the chairperson of the City Council.

The City Council consists of five members, elected at-large on a non-partisan basis, who serve staggered four-year terms, with a two consecutive term limit. City elections are held the Tuesday following the first Monday of March, in odd numbered years. Every nine and a half months, the City Council conducts a reorganization at which time the Mayor and the Mayor Pro Tem are selected.

**DISCUSSION:**

The Mayor is a member of the City Council and selected by a majority of the City Council every nine and a half months. As a member of the City Council, the Mayor shall have all the powers of a member. In addition, the Mayoral role is largely ceremonial as he or she attends public events on behalf of the City Council. It has also been the discretionary responsibility of each Mayor to review the standing list of City Councilmember assignments to various government and community-related committees and make assignment changes as he or she feels are necessary.

The Mayor Pro Tem is also a member of the City Council and is selected by a majority of the City Council every nine and a half months. The Mayor Pro Tem serves as backup to the Mayor, presides over the City Council meeting in the Mayor's absence, and attends events when the Mayor is unavailable.

**CONCLUSION:**

Mayor Burton has served as Mayor since July 7, 2015, and will now return to City Council as a regular members this evening.

Staff recommends that the City Council proceed with the approval of City Council Assignments and the selection of the new Mayor and Mayor Pro Tem.

**POLICY ALTERNATIVES:**

There are no policy alternatives with the recommended action.

**PUBLIC OUTREACH/INTEREST:**

Upon approval of the City Council Assignments, staff will notify each respective agency to ensure that the agency has the list of revised liaison representatives.

**ENVIRONMENTAL REVIEW:**

There is no environmental review with the recommended action.

**LEGAL REVIEW:**

There is no legal review with the recommended action.

Attachments:

1. City Council Assignments and Committee Descriptions
2. City Council Assignments (Tony D'Errico)

# Manhattan Beach City Council

## Councilmember Assignments/Committee Descriptions

### City Council/Manhattan Beach Unified School District Ad Hoc Committee:

This committee is comprised of two Council members and two School Board members. The committee meets on an as needed basis, usually if there is a specific issue to deal with.

### Finance Subcommittee:

This committee is comprised of two Council members and the City Treasurer. The committee meets on a quarterly basis to discuss issues such as the investment report, the annual audit, the annual budget, and other finance-related issues. The Treasurer maintains regular contact with the Finance Department staff.

### South Bay Cities Council of Governments (SBCCOG)\*:

This is a joint powers authority of the 16 South Bay cities of Carson, El Segundo, Gardena, Hawthorne, Hermosa Beach, Inglewood, Lawndale, Lomita, Palos Verdes Estates, Rancho Palos Verdes, Redondo Beach, Rolling Hills, Rolling Hills Estates, Torrance and the Harbor City/San Pedro communities of the City of Los Angeles. Each member has one delegate. The group meets once a month (4<sup>th</sup> Thursday) to discuss issues of relevance to the South Bay cities such as legislation, transportation, and other such intergovernmental issues.

### South Bay Regional Public Communications Authority (RCC)\*:

This is a joint powers authority currently owned by the cities of Gardena, Hawthorne and Manhattan Beach (services are also provided to the city of Hermosa Beach under contract). The Board of Directors meets twice a year and is comprised of elected representatives from each city, executive staff and users from each city.

### Independent Cities Association (ICA):

ICA is a non-profit corporation established in 1961 by the full service cities (cities that provide their own police and/or fire services) in Southern California to represent the interests of the member cities collectively. ICA is governed by a 20-member Board of Directors elected by the member cities which meets once a month (1<sup>st</sup> Wednesday).

### Independent Cities Risk Management Authority (ICRMA)\*:

Established in 1980, the ICRMA is a joint powers authority that offers member cities excess liability, excess workers' compensation and property programs. ICRMA is directed by a governing board consisting of one representative from each of the 29 member cities and meets once a month (2<sup>nd</sup> Wednesday).

### Los Angeles County Sanitation Districts (LACSD)\*:

The Sanitation Districts are a confederation of independent special districts in LA County covering approximately 800 square miles and encompassing 78 cities within the County that construct, operate and maintain facilities to collect, treat, recycle, and dispose of sewage and industrial waste. There are 24 separate Sanitation Districts, each with a separate Board of Directors consisting of the mayor of each city within that District. The Board of Directors meets once per month (3<sup>rd</sup> Wednesday).

### Los Angeles County City Selection Committee:

This is an ad hoc group made up of elected representatives from each city in Los Angeles County (the mayor is the automatic delegate) that elects nominees to seats on regional boards (MTA, AQMD, etc.). The group meets on an as-needed basis.

League of California Cities:

The LA County division of the League is made up of the 86 cities in LA County and provides information to assist in providing high-quality services to the cities and their citizens. All City Council members, City Managers, City Clerks and other staff are invited to attend the LA County Division meetings which take place on the 1<sup>st</sup> Thursday of every month.

Southern California Association of Governments:

SCAG functions as the metropolitan planning organization for the six counties of Los Angeles, Orange, San Bernardino, Riverside, Ventura and Imperial. The General Assembly meets once a year and is attended by a representative from the City.

Manhattan Beach Neighborhood Watch:

Neighborhood Watch Block Captain meetings are held monthly (3<sup>rd</sup> Monday). It is up to the committee chair and the City delegate to work out appropriate participation for the City representative. Attendance may also include a brief report/City update at the beginning of the meeting.

Manhattan Beach Hometown Fair Association:

The annual Manhattan Beach Old Hometown Fair is organized by an all-volunteer, non-profit board of directors. The meeting schedule varies and is provided to the board members. It is up to the committee chair and the City delegate to work out appropriate participation for the City representative. Attendance may also include a brief report/City update at the beginning of the meeting.

Manhattan Beach Sister City Committee:

The Sister City Committee is a non-profit organization dedicated to promoting goodwill, friendship, cultural, education, economic and people-to-people exchanges among the citizens of two cities. The agenda empowers private citizens as well as municipal officials, local businesses and civic organizations to foster true relationships with the people of both countries through community outreach programs. Manhattan Beach's sister city, Santa Rosalia in Baja California Sur, Mexico was selected in 1989. The Committee meets once a month (1<sup>st</sup> Monday). It is up to the committee chair and the City delegate to work out appropriate participation for the City representative. Attendance may also include a brief report/City update at the beginning of the meeting.

Manhattan Beach Chamber of Commerce:

Established in 1941, the Chamber of Commerce is dedicated to promoting business and community through a mix of opportunities for business expansion, personal growth and community connection. The Board of Directors meets once a month (2<sup>nd</sup> Wednesday). It is up to the committee chair and the City delegate to work out appropriate participation for the City representative. Attendance may also include a brief report/City update at the beginning of the meeting.

Downtown Manhattan Beach Business & Professional Association (DBPA):

The DBPA is a non-profit corporation established in 1985 which serves all business license holders in the downtown area except commercial property owners. The Association works on parking, transportation and community programs, marketing and advertising of the downtown and holds a variety of promotions and special events. The DBPA meets twice a month. It is up to the committee chair and the City delegate to work out appropriate participation for the City representative. Attendance may also include a brief report/City update at the beginning of the meeting.

North Manhattan Beach Business Improvement District:

The North End BID (the area generally surrounding the Rosecrans Avenue and Highland Avenue intersection) was originally formed in 1969, and then reformed in 2004 with a broadened scope to address physical improvements to the district, signage, and marketing. It includes all business license holders in the defined area and has a 7-member board comprised of business owners within the BID boundaries which meets as needed. It is up to the committee chair and the City delegate to work out appropriate participation for the City representative. Attendance may also include a brief report/City update at the beginning of the meeting.

Coastal Corridor Mobility Task Force:

Formerly known as the LAX Ground Committee, the task force is made up of cities impacted by LAX, specifically related to ground transportation. This committee meets on an as-needed basis.

Los Angeles World Airport LAX/Community Noise Roundtable:

The Roundtable was created in September 2000 and is intended to reduce and mitigate the adverse noise impacts that the users of LAX create on the surrounding communities and their environs. Membership of the Roundtable consists of local elected officials, representatives of congressional offices, members of recognized community groups, the FAA, the ATA and LAWA management. The Roundtable meets the 2<sup>nd</sup> Wednesday of every odd numbered month.

**PROPOSED MANHATTAN BEACH CITY COUNCIL ASSIGNMENTS**

Reorganization of City Council - April 19, 2016

Next Reorganization - February 7, 2017

**CITY COUNCIL COMMITTEES**

|  |          |          |
|--|----------|----------|
| City Council /MUSB Ad Hoc Subcommittee | Lesser   | D'Errico |
| Edison/Undergrounding Subcommittee     | Lesser   | D'Errico |
| Finance Subcommittee                   | Howorth  | Powell   |
| Library Subcommittee                   | Lesser   | Powell   |
| Manhattan Beach Open Subcommittee      | Howorth  | Burton   |
| Senior Advisory Subcommittee           | D'Errico | Burton   |
| Policy Governance Subcommittee         | D'Errico | Burton   |

**DELEGATE                      ALTERNATE                      ALTERNATE II**

**Local Government**

|   |         |         |        |
|---|---------|---------|--------|
| South Bay Cities Council of Government (SBCCOG)*          | Howorth | Lesser  | Powell |
| South Bay Regional Public Communications Authority (RCC)* | Lesser  | Howorth | Powell |

**L.A. COUNTY GOVERNMENT**

|  |          |               |        |
|--|----------|---------------|--------|
| Independent Cities Association (ICA)                   | Powell   | Lesser        |        |
| Independent Cities Risk Management Authority (ICRMA)** |          |               |        |
| Los Angeles County Sanitation District (LACSD)*        | Mayor    | Mayor Pro Tem | Powell |
| Los Angeles County City Selection Committee            | D'Errico | Lesser        |        |

**REGIONAL/STATE GOVERNMENT**

|  |          |        |        |
|--|----------|--------|--------|
| League of California Cities                            | D'Errico | Lesser |        |
| Southern California Association of Governments (SCAG)* | Howorth  | Lesser | Powell |

**CIVIC ORGANIZATIONS**

|  |          |          |
|--|----------|----------|
| Manhattan Beach Neighborhood Watch                           | Lesser   | D'Errico |
| Manhattan Beach Hometown Fair Association                    | Powell   | Howorth  |
| Manhattan Beach Sister Cities Committee                      | Lesser   | Howorth  |
| Manhattan Beach Economic Development Advisory Council (EDAC) | D'Errico | Lesser   |
| Manhattan Beach Coordinating Council                         | Powell   | Lesser   |

**BUSINESS ORGANIZATIONS**

|   |          |         |
|---|----------|---------|
| Manhattan Beach Chamber of Commerce                     | D'Errico | Burton  |
| Downtown Manhattan Beach Business & Professional Assoc. | Burton   | Howorth |
| North Manhattan Beach Business Improvement District     | Howorth  | Lesser  |

**LAX**

|   |        |         |
|---|--------|---------|
| Coastal Corridor Mobility Task Force                      | Lesser | Powell  |
| Los Angeles World Airports LAX/Community Noise Roundtable | Powell | Howorth |

**ADOPT A SCHOOL**

|                               |          |
|-------------------------------|----------|
| Pacific Elementary School     | D'Errico |
| Manhattan Beach Middle School | Powell   |
| Robinson Elementary School    | Howorth  |
| Pennekamp Elementary School   | Burton   |
| Grand View Elementary School  | Powell   |
| American Martyrs School       | Burton   |
| Meadows Elementary School     | Lesser   |
| Mira Costa High School        | D'Errico |

*\*Appointed City Councilmembers must file a form 700 Statement of Economic Interest*

*\*\*Instead of assigning a Councilmember as part of the City Council assignments, the City representatives to ICRMA will be Council appointed by resolution.*



**Agenda Date:** 4/19/2016

---

**TO:**

Honorable Mayor and Members of the City Council

**THROUGH:**

Mark Danaj, City Manager

**FROM:**

Teresia Zadroga-Haase, Director of Human Resources

**SUBJECT:**

Resolution Approving the Side Letter Agreement with the Manhattan Beach Police Officers' Association (Human Resources Director Zadroga-Haase).

**ADOPT RESOLUTION NO. 16-0031**

---

**RECOMMENDATION:**

It is recommended that the City Council adopt by Resolution the attached Side Letter Agreement with the Manhattan Beach Police Officers' Association (MBPOA) modifying Article 12(e) Special Pays - Training Officer Pay of the Memorandum of Understanding (MOU). The City Council adoption will authorize the City Manager to execute the Side Letter Agreement and take appropriate actions necessary to carry out the terms of the Side Letter Agreement.

**FISCAL IMPLICATIONS:**

The fiscal impact of adding one additional Field Training Officer (FTO) assignment consists of the 5% specialty pay plus additional payroll costs associated with the specialty pay. The approximate cost of each additional FTO assignment made is \$6,137 on an annual basis. The actual cost may vary if the temporary assignment is less than one year and/or there are multiple temporary assignments made.

**BACKGROUND:**

The MBPOA MOU for term of January 1, 2016 through December 31, 2018, which was adopted by Council on December 15, 2015 provides for a maximum of six (6) police officers allowed to be designated as Field Training Officers. This assignment provides for a 5% of actual base salary premium pay. Newly hired police officers are required to successfully complete a field training program under the direction and supervision of an FTO in order to pass probation, regardless of whether they are newly graduated from a police academy or an experienced hire new to the City of Manhattan Beach.

**DISCUSSION:**

From time to time, the Police Department may have a temporary operational need to increase the number of Police Officers designated as FTO. This occurs when there is either a large number of newly hired officers and/or assigned FTO's are on leave. The purpose of this side letter is to amend the terms of the existing MOU and provide authority to the Chief of Police to temporarily increase the number of assigned FTO's when operational needs require it. These would be temporary assignments at the pleasure of the Police Chief, and the assignments may be terminated at any time when there is no longer an operational need.

Attachments:

1. Resolution No. 16-0031 - MBPOA Side Letter FTO
2. April 19, 2016 - Side Letter POA

RESOLUTION NO. 16-0031

A RESOLUTION OF THE MANHATTAN BEACH CITY COUNCIL  
ADOPTING THE SIDE LETTER AGREEMENT BETWEEN THE CITY OF  
MANHATTAN BEACH AND THE MANHATTAN BEACH POLICE  
OFFICERS' ASSOCIATION (POA)

WHEREAS, the Manhattan Beach City Council adopted the POA Memorandum of Understanding ("MOU") from January 1, 2016 through December 31, 2018; and

WHEREAS, the MOU provides that the City agrees to pay a maximum of six (6) police officers who are designated as Field Training Officers, five percent (5%) of their base salary; and

WHEREAS, the City advised the POA that it wishes to authorize the Police Chief to designate additional Field Training Officers due to several operational reasons, and the POA agrees that the Police Chief should have that discretion; and

WHEREAS, the parties have conferred in good faith and wish to modify Article 12(E) "Training Officer Pay" to authorize the Police Chief to designate additional Field Training Officers.

**NOW THEREFORE, THE MANHATTAN BEACH CITY COUNCIL HEREBY RESOLVES:**

SECTION 1. The City Council hereby approves and adopts the Side Letter Agreement between the City and the POA.

SECTION 2. The City Manager or his designee shall take the appropriate action to implement the resolution.

SECTION 3. The City Clerk shall certify to the adoption of this resolution.

PASSED, APPROVED and ADOPTED this 19<sup>th</sup> day of April, 2016.

Ayes:  
Noes:  
Abstain:  
Absent:

---

Tony D'Errico  
Mayor City of Manhattan Beach

ATTEST:

---

Liza Tamura, City Clerk

## SIDE LETTER OF AGREEMENT

BETWEEN

CITY OF MANHATTAN BEACH

AND

THE MANHATTAN BEACH POLICE OFFICERS' ASSOCIATION

This Side Letter of Agreement ("Agreement") between the City of Manhattan Beach ("City") and the Manhattan Beach Police Officers' Association ("POA") (collectively "Parties") is entered into with respect to the following:

**WHEREAS**, the City and the POA entered into a Memorandum of Understanding ("MOU") with the term of January 1, 2016 through December 31, 2018; and

**WHEREAS**, the MOU provides that the City agrees to pay a maximum of six (6) police officers who are designated as Field Training Officers, five percent (5%) of their base salary; and

**WHEREAS**, the City has advised the POA that it wishes to authorize the Police Chief to designate additional Field Training Officers due to several operational reasons, and the POA agrees that the Police Chief should have that discretion; and

**WHEREAS**, the parties wish to modify Article 12(E) "Training Officer Pay" to authorize the Police Chief to designate additional Field Training Officers; and

**NOW THEREFORE**, the parties agree as follows:

1. Article 12(E), **SPECIALTY PAYS/Training Officer Pay** is modified as can be seen with track changes below as follows:

### **ARTICLE 12: SPECIAL PAYS**

Specialty Pay assignments and compensation shall be as follows:

- (e) Training Officer Pay: The City agrees to pay a maximum of six (6) police officers, who are designated as Field Training Officers (FTO's), 5% of the employee's actual base salary per month. The parties agree that to the extent permitted by law, Training Officer Pay is special compensation as defined by CalPERS regulations and shall be reported as such to CalPERS pursuant to Title 2 CCR, Section 571(a)(4) as Training Premium.

The Police Chief shall have the discretion to designate additional police officers (in addition to the maximum of six (6) provided for in the previous paragraph) as FTO's if needed. These additional FTO's will be assigned temporarily based on operational needs of the Department as determined by the Police Chief. These FTO's can be


removed at any time by the Police Chief. The officers designated as additional FTO's shall receive the pay (5% of the employee's actual base salary) for being designated as an FTO.

**FOR THE CITY OF MANHATTAN BEACH**

\_\_\_\_\_  
Mark Danaj  
City Manager

\_\_\_\_\_  
Date

**FOR THE MANHATTAN BEACH POLICE OFFICERS' ASSOCIATION**

  
\_\_\_\_\_  
Michael Rosenberger  
President, MBPOA

4-8-16  
\_\_\_\_\_  
Date



**Agenda Date:** 4/19/2016

---

**TO:**

Honorable Mayor and Members of the City Council

**THROUGH:**

Mark Danaj, City Manager

**FROM:**

Teresia Zadroga-Haase, Director of Human Resources

**SUBJECT:**

Resolution Approving the Side Letter Agreement with the California Teamsters, Local 911, Modifying Exhibit A Classifications Represented by the Teamsters of the Memorandum of Understanding (Human Resources Director Zadroga-Haase).

**ADOPT RESOLUTION NO. 16-0026**

---

**RECOMMENDATION:**

It is recommended that the City Council adopt by Resolution the attached Side Letter Agreement with the California Teamsters, Local 911, modifying Exhibit A Classifications Represented by the Teamsters of the 2016-2018 Memorandum of Understanding (MOU). The City Council adoption will authorize the City Manager to execute the Side Letter Agreement and take appropriate actions necessary to carry out the terms of the Side Letter Agreement.

**FISCAL IMPLICATIONS:**

There is no fiscal impact related to the proposed Side Letter Agreement.

**BACKGROUND:**

The Teamsters MOU for term January 1, 2016 through December 31, 2018, which was adopted by Council on January 5, 2016, contains a list of all classifications represented by Teamsters. As part of the recent Human Resources Department reorganization, at your meeting of March 15, 2016, Council approved a new full-time position of Human Resources Assistant whose job duties will include duties related to labor relations, requiring the position to be confidential.

**DISCUSSION:**

The classification of Human Resources Assistant has no current incumbents, and the City has not used this classification for several years. The City discussed the need to remove the classification from the bargaining unit due to the confidential nature of the job duties, and

proposed to remove this classification from Teamsters representation. The Teamsters agreed to the City's proposal on March 15, 2016. The proposed Side Letter Agreement is the memorialization of that agreement and subsequent modification of the MOU.

Attachments:

1. Resolution No. 16-0026
2. Side Letter Agreement - Teamsters



RESOLUTION NO. 16-0026

A RESOLUTION OF THE MANHATTAN BEACH CITY COUNCIL  
ADOPTING THE SIDE LETTER AGREEMENT BETWEEN THE CITY OF  
MANHATTAN BEACH AND THE CALIFORNIA TEAMSTERS LOCAL 911

WHEREAS, the Manhattan Beach City Council adopted the California Teamsters, Local 911 Memorandum of Understanding ("MOU") from January 1, 2016 through December 31, 2018; and

WHEREAS, the Teamsters represents the classifications in the bargaining unit identified in Exhibit A of the MOU; and

WHEREAS, the City has advised the Teamsters that it wishes to remove the currently unfilled classification of Human Resources Assistant from the bargaining unit; and

WHEREAS, the parties have conferred in good faith and Teamsters agrees to modify Exhibit A of the Teamster MOU (Classifications Represented by the Teamsters).

**NOW THEREFORE, THE MANHATTAN BEACH CITY COUNCIL HEREBY RESOLVES:**

SECTION 1. The City Council hereby approves and adopts the Side Letter Agreement between the City and the Teamsters.

SECTION 2. The City Manager or his designee shall take the appropriate action to implement the resolution.

SECTION 3. The City Clerk shall certify to the adoption of this resolution.

PASSED, APPROVED and ADOPTED this 19<sup>th</sup> day of April, 2016.

Ayes:  
Noes:  
Abstain:  
Absent:

---

Tony D'Errico  
Mayor City of Manhattan Beach

ATTEST:

---

Liza Tamura, City Clerk

**SIDE LETTER OF AGREEMENT**

BETWEEN

**CITY OF MANHATTAN BEACH**

AND

**THE CALIFORNIA TEAMSTERS, LOCAL 911**

This Side Letter of Agreement ("Agreement") between the City of Manhattan Beach ("City") and the California Teamsters Local 911 ("Teamsters") (collectively "Parties") is entered into with respect to the following:

**WHEREAS**, the City and the Teamsters are parties to a Memorandum of Understanding ("MOU") with the term of January 1, 2016 through December 31, 2018; and

**WHEREAS**, the Teamsters represents the classifications in the bargaining unit identified in Exhibit A of the MOU; and

**WHEREAS**, the City has advised the Teamsters that it wishes to remove the currently unfilled classification of Human Resources Assistant from the bargaining unit and make it an unrepresented confidential classification; and

**WHEREAS**, the Teamsters agree to the City's request to remove the classification of Human Resources Assistant and make it an unrepresented classification and that an employee in that classification will be a confidential employee. However, the Teamsters' agreement is limited to this one classification and is not precedent setting for any other classification or purpose; and

**NOW THEREFORE**, the parties agree as follows:


Effective upon execution of this Agreement, the classification of Human Resources Assistant will no longer be in the Teamsters bargaining unit and will be an unrepresented, confidential employee classification in the City of Manhattan Beach.

**FOR THE CITY OF MANHATTAN BEACH**

\_\_\_\_\_  
Mark Danaj  
City Manager

\_\_\_\_\_  
Date

**FOR THE CALIFORNIA TEAMSTERS, LOCAL 911**

  
\_\_\_\_\_  
Carlos Rubio  
Business Representative,  
Chief Negotiator

3/23/16  
\_\_\_\_\_  
Date

**Agenda Date:** 4/19/2016

---

**TO:**

Honorable Mayor and Members of the City Council

**THROUGH:**

Mark Danaj, City Manager

**FROM:**

Teresia Zadroga-Haase, Human Resources Director

**SUBJECT:**

Resolution Appointing a Representative, Gregory S. Borboa, Risk Manager, to the Independent Cities Risk Management Authority (ICRMA), Appointing an Alternate Representative, Teresia Zadroga-Haase, Human Resources Director, and Appointing a Substitute Alternate, Christine Tomikawa, Human Resources Manager (Human Resources Director Zadroga-Haase).

**ADOPT RESOLUTION NO. 16-0029**

---

**RECOMMENDATION:**

It is recommended that the City Council adopt Resolution Number 16-0028 appointing the City's primary and alternative representatives to the Independent Risk Management Authority ICRMA Governing Board.

**FISCAL IMPLICATIONS:**

There are no fiscal implications associated with the recommended action.

**BACKGROUND:**

The City of Manhattan Beach participates with nineteen (19) other cities in the ICRMA, a public risk pooling Joint Powers Authority (JPA). ICRMA provides the City with pooled and excess insurance coverage for the City's Workers' Compensation, General Liability, and Property programs as well as access to other ancillary coverages that include Cyber Risk, Crime Bond, and Equipment Breakdown. The ICRMA is governed by a Board of Directors that makes risk management decisions for the risk pool and directs professional staff in carrying out JPA initiatives.

**DISCUSSION:**

On June 19, 2012 Council approved resolution 6366 appointing Councilmember Amy Howorth as the primary representative to ICRMA, Cathy Hanson (then Human Resources Director) as the alternate representative, and Christine Tomikawa (then Risk Manager) as

the substitute alternate. Traditionally, a councilmember has been one of the appointed representatives to the ICRMA board. However, the staff appointees generally attend meetings and engage in governance activities that impact the fiscal stability of the pool and the City. The current recommendation is to appoint staff members to the ICRMA board positions.

Risk management and risk pooling are complex disciplines that require specialized technical knowledge and experience to ensure program and funding stability. The staff members recommended for appointment are responsible for the day to day operations of the City's risk management functions. They have years of experience in working with the myriad of issues that arise in the governance of a risk pooling JPA. They have a comprehensive understanding of the interrelationship of the City's individual risk programs and the programs administered by the ICRMA. The Council would continue to be informed of any issues associated with the JPA activities.

**POLICY ALTERNATIVES:**

**ALTERNATIVE:**

Appoint one Councilmember as the substitute alternate in the place of Christine Tomikawa. An amended resolution would be provided for signature based on the direction of the Council if this approach is selected.

**PROS:**

The Council would continue to have an opportunity to attend ICRMA meetings.

**CONS:**

The staff level of involvement would diminish, which creates a dilution of knowledge, skills, and abilities in JPA governance. This would reduce the depth of competence at the staff level.

Attachment:

1. Resolution No. 16-0029

RESOLUTION NO. 16-0029

A RESOLUTION OF THE MANHATTAN BEACH CITY COUNCIL APPOINTING A REPRESENTATIVE, ALTERNATE REPRESENTATIVE, AND SUBSTITUTE ALTERNATE REPRESENTATIVE TO THE GOVERNING BOARD OF THE INDEPENDENT CITIES RISK MANAGEMENT AUTHORITY (ICRMA)

WHEREAS, the City of Manhattan Beach ("City") is a member of the Independent Cities Risk Management Authority ("ICRMA"), a joint powers authority created pursuant to the provisions of the California Government Code;

WHEREAS, ICRMA provides a Liability Risk Management Program, Property Risk Management Program, Workers' Compensation Risk Management Program, and other programs for its members ("Risk Management Programs");

WHEREAS, the Joint Powers Agreement provides that the City Council of each member city shall appoint a representative, an alternate representative, and a substitute alternate representative to represent the City's interest in the absence of the City Council appointee; and

WHEREAS, City wants to designate its representative to the ICRMA Governing Board.

**NOW THEREFORE, THE MANHATTAN BEACH CITY COUNCIL HEREBY RESOLVES:**

SECTION 1. The recitals set forth above are true and correct and incorporated herein by reference.

SECTION 2. Gregory S. Borboa, Risk Manager, is hereby appointed to serve as the City's primary representative on the ICRMA Governing Board and to the Risk Management Programs in which this City participates.

SECTION 3. Teresia Zadroga-Haase, Human Resources Director, is hereby confirmed as the alternate, to serve on the ICRMA Governing Board and to the Risk Management Programs in which this City participates in the absence of the primary member noted in Section 2 above.

SECTION 4. Christine Tomikawa, Human Resources Manager, is hereby confirmed as the substitute alternate, to serve on the ICRMA Governing Board and to the Risk Management Programs in which this City participates in the absence of the primary and alternate members noted in Sections 2 and 3 above.

SECTION 5. The individuals designated by this City Council as the City's representative, alternate and substitute alternate representatives to the ICRMA Governing Board and to the Risk Management Programs in which this City participates are hereby confirmed and designated as the City's delegates for all purposes of representing the City's interests and exercising the authority of the City with respect to the coverage and the program and voting on behalf of the City on all matters delegated to the Governing Board and signing such amendments as are contemplated to be approved by the Governing Board.

SECTION 6. The City Clerk is hereby directed to provide a certified copy of this Resolution to the General Manager of the ICRMA.

SECTION 7. The City Clerk shall certify to the adoption of this Resolution.

SECTION 8. This Resolution shall take effect immediately upon adoption.

PASSED, APPROVED and ADOPTED this 19<sup>th</sup> day of April, 2016.

Ayes:  
Noes:  
Absent:  
Abstain:

---

Tony D'Errico, Mayor,  
City of Manhattan Beach

ATTEST:

---

Liza Tamura, City Clerk

**Agenda Date:** 4/19/2016

---

**TO:**

Honorable Mayor and Members of the City Council

**THROUGH:**

Mark Danaj, City Manager

**FROM:**

Bruce Moe, Finance Director

**SUBJECT:**

Financial Report:

- a) Schedule of Demands: March 31, 2016
- b) Investment Portfolio for the Month Ending February 29, 2016
- c) Month End Report for February 29, 2016  
(Finance Director Moe).

**ACCEPT REPORT AND DEMANDS**

---

**RECOMMENDATION:**

Staff recommends that the City Council accept the attached report and demands.

**FISCAL IMPLICATIONS:**

The financial report included herein is designed to communicate fiscal activity based upon adopted and approved budget appropriations. No further action of a fiscal nature is requested as part of this report.

The total value of the warrant register for March 31, 2016 is \$3,662,061.87.

**BACKGROUND:**

Finance staff prepares a variety of financial reports for City Council and the Finance Subcommittee. A brief discussion of the attached report follows.

**DISCUSSION:**

Schedule of Demands:

Every two weeks staff prepares a comprehensive listing of all disbursements with staff certification that the expenditure transactions listed have been reviewed and are within budgeted appropriations.

Investment Portfolio:

Detailed Investment reports are provided to the Finance Subcommittee with summary reporting to City Council. The month end portfolio includes a certification by the Finance Director that all investments comply with established Investment Policies (or with Finance Subcommittee approved exceptions) and there is sufficient liquidity to support projected expenditures.

Month End Report:

This package includes summary level financial information for the month ending February 29, 2016. This report marks the eighth month of the fiscal year 2015-2016, and reflects the annual budget adopted by City Council.

The report provides monthly and year-to-date activity for all funds and departments presenting a snapshot of budget performance. A report highlighting the performance of key revenue sources is also included.

**CONCLUSION:**

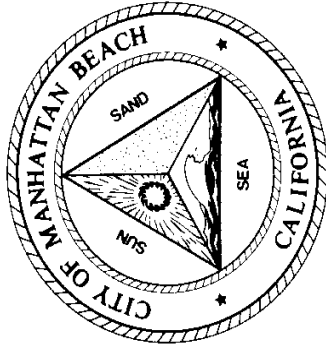
Staff recommends that the City Council accept the attached report and demands.

Attachments:

1. Schedule of Demands for March 31, 2016
2. Investment Portfolio for the Month Ending February 29, 2016
3. Month End Report for February 29, 2016



# City of Manhattan Beach





## Schedule of Demands March 31, 2016

**CITY OF MANHATTAN BEACH**  
WARRANT REGISTER

WARRANT(S) WR 21B  
DATED: 03/31/2016

I HEREBY CERTIFY THAT THE CLAIMS OR DEMANDS COVERED BY THE ABOVE WARRANT(S) IN THE AMOUNT OF \$3,662,061.87 HAVE BEEN REVIEWED AND THAT SAID CLAIMS OR DEMANDS ARE ACCURATE, ARE IN CONFORMANCE WITH THE ADOPTED BUDGET, AND THAT THE FUNDS ARE AVAILABLE THEREOF.

  
\_\_\_\_\_  
FINANCE DIRECTOR

  
\_\_\_\_\_  
CITY MANAGER

THIS 19TH DAY OF APRIL

|                     |        |                            |     |                            |
|---------------------|--------|----------------------------|-----|----------------------------|
| WARRANT REGISTER(S) | WR 21B | WARRANT(S)                 | 21B | 2,602,472.35               |
|                     |        | PREPAID WIRES / MANUAL CKS | 21B | 249,848.50                 |
|                     |        | <b>SUBTOTAL WARRANTS</b>   |     | <u>2,852,320.85</u>        |
|                     |        | VOIDS                      | 21B | (3,793.18)                 |
|                     |        | PAYROLL                    | PY  | 813,534.20                 |
|                     |        | <b>TOTAL WARRANTS</b>      |     | <u><u>3,662,061.87</u></u> |

**CITY OF MANHATTAN BEACH  
WARRANT REGISTER**

WARRANT BATCH NUMBER:

WR 21b

| CHECK NO.       | DATE      | TYPE | PAYEE NAME                     | PAYMENT DESCRIPTION                    | CHECK AMOUNT      |
|-----------------|-----------|------|--------------------------------|--|-------------------|
| 32816           | 3/28/2016 | T    | UNION BANK                     | F.I.T./MEDICARE/S.I.T.                 | 249,848.50        |
| <b>SUBTOTAL</b> |           |      |                                |  | <b>249,848.50</b> |
| 523453          | 3/24/2016 | N    | ADAMSON POLICE PRODUCTS        | EQUIPMENT                              | 695.97            |
| 523454          | 3/24/2016 | N    | ADLERHORST INTERNATIONAL INC   | OFF-SITE K-9 MONTHLY TRAINING          | 300.00            |
| 523455          | 3/24/2016 | N    | ADMINSURE INC                  | CLAIMS ADMINISTRATION                  | 10,273.15         |
| 523456          | 3/24/2016 | N    | ALL CITY MANAGEMENT SVCS       | CROSSING GUARD SERVICES FIRST AMENDMEI | 7,755.83          |
| 523457          | 3/24/2016 | N    | PERRY ALLISON                  | GYM EQUIPMENT MAINTENANCE AGREEMENT    | 348.80            |
| 523458          | 3/24/2016 | N    | AMERICAN BUSINESS FORMS INC    | WELLNESS SERVICES                      | 750.56            |
| 523459          | 3/24/2016 | N    | AT&T                           | T1 LINE TO RCC                         | 546.52            |
| 523460          | 3/24/2016 | N    | AT&T MOBILITY                  | CELLULAR CHARGES                       | 4,900.05          |
| 523461          | 3/24/2016 | N    | CA PUBLIC EMPLOYEES'           | MEDICAL PREMIUMS                       | 317,750.67        |
| 523462          | 3/24/2016 | N    | CALIFORNIA COASTAL COALITION   | MEMBERSHIP DUES 2016/2017              | 1,500.00          |
| 523463          | 3/24/2016 | N    | CITY OF HAWTHORNE              | COMPUTER CONTRACT SERVICES             | 27,668.54         |
| 523464          | 3/24/2016 | N    | COPWARE INC                    | COMPUTER CONTRACT SERVICES             | 1,500.00          |
| 523465          | 3/24/2016 | N    | DELTA DENTAL OF CALIFORNIA     | DENTAL PREMIUMS                        | 28,790.58         |
| 523466          | 3/24/2016 | N    | EMPLOYMENT TAX SPECIALISTS INC | UNEMPLOYMENT CLAIMS                    | 375.00            |
| 523467          | 3/24/2016 | N    | FIRST CALL STAFFING INC        | TEMPORARY EMPLOYEE SERVICES            | 1,500.00          |
| 523468          | 3/24/2016 | N    | GARDA CL WEST INC              | ARMORED SERVICE                        | 138.00            |
| 523469          | 3/24/2016 | N    | RONALD GRAFTON                 | REIMBURSEMENT-TRAVEL EXPENSE           | 328.44            |
| 523470          | 3/24/2016 | N    | ICMA RETIREMENT TRUST - 401    | LOAN REPAY 401 - CITY MANAGER: PAYMENT | 747.32            |
| 523471          | 3/24/2016 | N    | ICMA RETIREMENT TRUST - 401    | LOAN REPAY 401 - 2.5%: PAYMENT         | 2,940.87          |
| 523472          | 3/24/2016 | N    | ICMA RETIREMENT TRUST - 457    | DEFERRED COMP AND LOAN REPAY 457       | 70,780.00         |
| 523473          | 3/24/2016 | N    | ICMA RETIREMENT TRUST 401      | LOAN REPAY 401 - 4.5%: PAYMENT         | 7,575.69          |

**CITY OF MANHATTAN BEACH  
WARRANT REGISTER**

WARRANT BATCH NUMBER:

WR 21b

| CHECK NO. | DATE      | TYPE | PAYEE NAME                     | PAYMENT DESCRIPTION                  | CHECK AMOUNT |
|-----------|-----------|------|--------------------------------|--------------------------------------|--------------|
| 523474    | 3/24/2016 | N    | INFOSEND INC                   | UB/ BILL/ WEB PORTAL/ BL             | 7,603.73     |
| 523475    | 3/24/2016 | N    | JOBS AVAILABLE                 | RECRUITMENT SERVICES                 | 351.00       |
| 523476    | 3/24/2016 | N    | JPMORGAN CHASE BANK NATL ASSC  | MONTHLY LEASE-SEWER TRUCK            | 16,488.30    |
| 523477    | 3/24/2016 | N    | JENNIFER KALLOK                | EARNINGS WITHHOLDING                 | 184.62       |
| 523478    | 3/24/2016 | N    | L A COUNTY SHERIFFS DEPT       | POLICE DEPT JAIL SUPPLIES            | 433.80       |
| 523479    | 3/24/2016 | N    | LEARNING FOR LIFE LA AREA      | MEMBERSHIP                           | 376.00       |
| 523480    | 3/24/2016 | N    | M B POLICE MGMT ASSC           | DUES \$ (POL MGT ASSN): PAYMENT      | 399.00       |
| 523481    | 3/24/2016 | N    | M B POLICE OFFICERS ASSOCIA    | DUES \$ (POLICE FIXED): PAYMENT      | 6,034.34     |
| 523482    | 3/24/2016 | N    | MAGELLAN BEHAVIORAL HEALTH INC | CONTRACT SERVICE                     | 2,000.43     |
| 523483    | 3/24/2016 | N    | MAIN STREET TOURS INC          | TOURS/EVENTS                         | 5,126.00     |
| 523484    | 3/24/2016 | N    | MBPOA RETIREE                  | MD TRUST (MED TRUST): PAYMENT        | 2,475.00     |
| 523485    | 3/24/2016 | N    | MIHM INC                       | 15-03391C CONTRACT SERVICES          | 550.00       |
| 523486    | 3/24/2016 | N    | NADINE NADER                   | NADER CONSTRUCTION LOAN #7           | 1,900.00     |
| 523487    | 3/24/2016 | N    | NEXTEL OF CALIFORNIA INC       | MOBILE COMMUNICATIONS                | 156.21       |
| 523488    | 3/24/2016 | N    | PROVIDENCE MEDICAL INSTITUTE   | MEDICAL SERVICES                     | 842.00       |
| 523489    | 3/24/2016 | N    | PUBLIC EMPLOYEES'              | PENSION CONTRIBUTION SAFETY: PAYMENT | 257,626.07   |
| 523490    | 3/24/2016 | N    | RELIANT IMMED CARE MED GRP INC | CONTRACT SERVICES                    | 425.76       |
| 523491    | 3/24/2016 | N    | SBRPCA                         | COMMUNICATIONS EQUIPMENT             | 1,615.61     |
| 523492    | 3/24/2016 | N    | SMART SOURCE OF CALIFORNIA LLC | PRINTING                             | 19,324.72    |
| 523493    | 3/24/2016 | N    | SOUTHERN CALIFORNIA EDISON     | STREET LIGHTING CHARGES              | 24,411.98    |
| 523494    | 3/24/2016 | N    | SOUTHERN CALIFORNIA EDISON     | MONTHLY CHARGES                      | 72.59        |
| 523495    | 3/24/2016 | N    | SPCA LA                        | ANIMAL SHELTERING SERVICES           | 550.00       |

**CITY OF MANHATTAN BEACH  
WARRANT REGISTER**

WR 21b

WARRANT BATCH NUMBER:

| CHECK NO. | DATE      | TYPE | PAYEE NAME                     | PAYMENT DESCRIPTION                 | CHECK AMOUNT |
|-----------|-----------|------|--------------------------------|-------------------------------------|--------------|
| 523496    | 3/24/2016 | N    | SPRINT SOLUTIONS INC           | MOBILE COMMUNICATIONS               | 37.99        |
| 523497    | 3/24/2016 | N    | STANDARD TEL NETWORKS LLC      | PHONE SYSTEM CHANGES                | 1,207.55     |
| 523498    | 3/24/2016 | N    | STATE DISBURSEMENT UNIT        | EARNINGS WITHHOLDING                | 2,008.00     |
| 523499    | 3/24/2016 | N    | STATE DISBURSEMENT UNIT        | EARNINGS WITHHOLDING                | 138.46       |
| 523500    | 3/24/2016 | N    | T MOBILE USA                   | CONTRACT SERVICES                   | 1,100.00     |
| 523501    | 3/24/2016 | N    | THE EDGE FITNESS TRAINING      | WELLNESS SERVICES                   | 250.00       |
| 523502    | 3/24/2016 | N    | THE GAS COMPANY                | MONTHLY CHARGES                     | 3,894.26     |
| 523503    | 3/24/2016 | N    | STEVEN TILLMAN                 | FINGERPRINT IDENTIFICATION          | 422.50       |
| 523504    | 3/24/2016 | N    | TOTAL ADMINISTRATION SVCS CORP | MONTHLY FEES                        | 466.85       |
| 523505    | 3/24/2016 | N    | TOTAL ADMINISTRATIVE SVCS CORP | CHILD125 (CHILD 125 PLAN): PAYMENT  | 8,875.05     |
| 523506    | 3/24/2016 | N    | NORMAN A TRAUB                 | CONTRACT SERVICES                   | 12,028.08    |
| 523507    | 3/24/2016 | N    | TURBO DATA SYSTEMS INC         | CITATION PROCESSING FEB 2016        | 11,459.78    |
| 523508    | 3/24/2016 | N    | U.S. BANK                      | P/T EMP RETIREMENT CONTRIB: PAYMENT | 3,828.76     |
| 523509    | 3/24/2016 | N    | UC REGENTS                     | PARAMEDIC NURSE EDUCATOR            | 2,405.49     |
| 523510    | 3/24/2016 | N    | UNITED PARCEL SERVICE          | DELIVERY SERVICE                    | 100.00       |
| 523511    | 3/24/2016 | N    | US BANCORP CARD SERVICES INC   | D-CARD CHARGES                      | 59,949.17    |
| 523512    | 3/24/2016 | N    | VANTAGEPOINT TRANSFER AGENTS   | RETMT HLTH SAVINGS CONTRIB: PAYMENT | 1,816.99     |
| 523513    | 3/24/2016 | N    | ROBIN L VARGAS                 | EARNINGS WITHHOLDING                | 553.85       |
| 523514    | 3/24/2016 | N    | VECTOR RESOURCES INC           | PROFESSIONAL SERVICES               | 125.00       |
| 523515    | 3/24/2016 | N    | VERIZON CALIFORNIA INC         | CABLE SERVICE                       | 17,083.06    |
| 523516    | 3/24/2016 | N    | VERIZON CALIFORNIA INC         | CONTRACT SERVICES                   | 585.45       |
| 523517    | 3/24/2016 | N    | VISION SERVICE PLAN - (CA)     | VISION PREMIUMS                     | 3,718.74     |

**CITY OF MANHATTAN BEACH  
WARRANT REGISTER**

WARRANT BATCH NUMBER:

WR 21b

| CHECK NO. | DATE      | TYPE | PAYEE NAME                     | PAYMENT DESCRIPTION                     | CHECK AMOUNT |
|-----------|-----------|------|--------------------------------|---|--------------|
| 523518    | 3/24/2016 | N    | WEST BASIN MUNICIPAL WATER DIS | MONTHLY WATER PURCHASES                 | 444,238.95   |
| 523519    | 3/24/2016 | N    | WEST PAYMENT CENTER            | CONTRACT SERVICES                       | 162.14       |
| 523520    | 3/24/2016 | N    | WESTCHESTER MEDICAL GROUP      | MEDICAL SERVICES                        | 1,260.00     |
| 523521    | 3/24/2016 | N    | WOODRUFF SPRADLIN AND SMART    | LEGAL SERVICES                          | 13.75        |
| 523522    | 3/24/2016 | N    | XEROX CORPORATION              | MULTI MACHINES LEASE & BASE BUSINESS PR | 2,889.48     |
| 523523    | 3/31/2016 | N    | 1120 6TH ST LLC                | REFUND ROW DEPOSITS                     | 427.00       |
| 523524    | 3/31/2016 | N    | ACCELA INC                     | CITYWIDE PERMITTING SOFTWARE CONTRACT   | 1,962.50     |
| 523525    | 3/31/2016 | N    | RUSS ALLEN                     | PARKS & RECREATION REFUNDS              | 46.00        |
| 523526    | 3/31/2016 | N    | AMERICAN BUSINESS FORMS INC    | MAGNETS FOR NEW CITY SCHEDULE           | 204.38       |
| 523527    | 3/31/2016 | N    | ANDERSONPENNA PARTNERS INC     | SEWER MAIN REHABILITATION PHASE 2       | 2,970.00     |
| 523528    | 3/31/2016 | N    | AQUA FLO                       | IRRIGATION SUPPLIES CONTRACT            | 760.77       |
| 523529    | 3/31/2016 | N    | ARAKELIAN ENTERPRISES INC      | STREET SWEEPING CNT- EXTRAS             | 30,682.69    |
| 523530    | 3/31/2016 | N    | HISAKO ASANO GOULD             | ART INSTRUCTOR                          | 1,239.00     |
| 523531    | 3/31/2016 | N    | AT&T MOBILITY                  | CELLULAR CHARGES                        | 1,123.11     |
| 523532    | 3/31/2016 | N    | ALITA BERGER                   | METER COIN REFUND                       | 1.50         |
| 523533    | 3/31/2016 | N    | WANDA BOYNE BORGERDING         | MUSIC INSTRUCTOR                        | 364.00       |
| 523534    | 3/31/2016 | N    | BRIT WEST SOCCER INC           | SOCCER INSTRUCTOR                       | 16,037.00    |
| 523535    | 3/31/2016 | N    | CA NEWSPAPER PARTNERSHIP       | ADVERTISING                             | 2,042.00     |
| 523536    | 3/31/2016 | N    | CA NEWSPAPER PARTNERSHIP       | ADVERTISING                             | 1,021.00     |
| 523537    | 3/31/2016 | N    | ERNEST CASTILLO                | DISC JOCKEY OLDER ADULT PROGRAM         | 350.00       |
| 523538    | 3/31/2016 | N    | JIMMY CHANEY                   | PARKS & RECREATION REFUNDS              | 25.00        |
| 523539    | 3/31/2016 | N    | CLINICAL LAB OF SAN BERNARDINO | WATER QUALITY TESTING SERVICES CONTRAC  | 693.97       |

**CITY OF MANHATTAN BEACH  
WARRANT REGISTER**

WR 21b

WARRANT BATCH NUMBER:

| CHECK NO. | DATE      | TYPE | PAYEE NAME                          | PAYMENT DESCRIPTION                     | CHECK AMOUNT |
|-----------|-----------|------|-------------------------------------|---|--------------|
| 523540    | 3/31/2016 | N    | SONA COFFEE                         | REIMBURSEMENT-TRAVEL EXPENSE            | 114.25       |
| 523541    | 3/31/2016 | N    | DORENE COLES                        | YOGA INSTRUCTOR                         | 2,494.80     |
| 523542    | 3/31/2016 | N    | CORAL BAY HOME LOANS                | SKATEBOARD BIRTHDAY PARTY               | 275.00       |
| 523543    | 3/31/2016 | N    | CORELOGIC INC                       | CONTRACT SERVICES - WIN2DATA            | 572.00       |
| 523544    | 3/31/2016 | N    | CORELOGIC INFO SOLUTIONS INC        | CONTRACT SERVICES - WIN2DATA            | 572.00       |
| 523545    | 3/31/2016 | N    | COUNTRYWIDE DEVELOPMENT             | REFUND ROW DEPOSITS                     | 496.00       |
| 523546    | 3/31/2016 | N    | CRIMSON PARKING                     | REFUND ROW DEPOSITS                     | 496.00       |
| 523547    | 3/31/2016 | N    | R CRAIG CROTTY                      | ARBORIST SERVICES                       | 500.00       |
| 523548    | 3/31/2016 | N    | CULLIGAN                            | WATER FILTER LEASE                      | 121.80       |
| 523549    | 3/31/2016 | N    | JOE DELIA                           | POLYGRAPHS                              | 200.00       |
| 523550    | 3/31/2016 | N    | DELL MARKETING LP                   | DESKTOPS SCHEDULED HARDWARE REFRESH     | 19,107.07    |
| 523551    | 3/31/2016 | N    | DIGITAL ASSURANCE                   | DISCLOSURE DISSEMINATION SERVICES       | 5,000.00     |
| 523552    | 3/31/2016 | N    | YARON DOTAN                         | ART LAB INSTRUCTOR                      | 2,140.00     |
| 523553    | 3/31/2016 | N    | DANIEL DOUBROFF                     | VOLLEYBALL INSTRUCTOR                   | 570.00       |
| 523554    | 3/31/2016 | N    | JOHN DULMAGE                        | REIMBURSEMENT-TRAVEL EXPENSE            | 85.00        |
| 523555    | 3/31/2016 | N    | E J WARD INC                        | FUEL VIEW SOFTWARE, IMPLEMENTATION, & T | 19,950.00    |
| 523556    | 3/31/2016 | N    | EPACT NETWORK LTD                   | 14-03061C YOUTH PROG DATABASE SUBSCRIPT | 1,000.00     |
| 523557    | 3/31/2016 | N    | STEPHAN DORECK EQUIPMENT RENTALS IN | 2013-14 WATER MAIN REPLACEMENT          | 151,427.86   |
| 523558    | 3/31/2016 | N    | BILL FAHEY                          | PARKS & RECREATION REFUNDS              | 167.50       |
| 523559    | 3/31/2016 | N    | FIRE INFO SUPPORT SERVICES INC      | FIRERMS SUPPORT & MAINTENANCE CONTRAC   | 2,525.00     |
| 523560    | 3/31/2016 | N    | SHARON GELAFIO                      | PARKS & RECREATION REFUNDS              | 41.00        |
| 523561    | 3/31/2016 | N    | ANNA GIANNOTTIS LUNA                | FILM MAKING INSTRUCTOR                  | 1,127.70     |

**CITY OF MANHATTAN BEACH  
WARRANT REGISTER**

WARRANT BATCH NUMBER:

WR 21b

| CHECK NO. | DATE      | TYPE | PAYEE NAME                     | PAYMENT DESCRIPTION                     | CHECK AMOUNT |
|-----------|-----------|------|--------------------------------|---|--------------|
| 523562    | 3/31/2016 | N    | CINDY GREBLIUNAS               | VOLLEYBALL INSTRUCTOR                   | 870.00       |
| 523563    | 3/31/2016 | N    | HARRIS & ASSOCIATES INC        | UUAD #12                                | 500.00       |
| 523564    | 3/31/2016 | N    | HD SUPPLY FACILITIES MAINT LTD | EL NINO PREP RAINGEAR                   | 7,519.52     |
| 523565    | 3/31/2016 | N    | HDR ENGINEERING INC            | SEPULVEDA BRIDGE WIDENING               | 21,144.13    |
| 523566    | 3/31/2016 | N    | HINDERLITER DE LLAMAS & ASSOC  | CONTRACT SERVICES/SALES TAX             | 3,808.56     |
| 523567    | 3/31/2016 | N    | HONEYWELL INTERNATIONAL INC    | HVAC ANNUAL SERVICE AGREEMENT RENEWA    | 30,687.75    |
| 523568    | 3/31/2016 | N    | HUNTINGTON BCH MOTORSPORTS INC | MOTORCYCLE PARTS AND SERVICE            | 1,512.41     |
| 523569    | 3/31/2016 | N    | IKO LA KYOKUSHIN KARATE        | PARKS & RECREATION REFUNDS              | 48.00        |
| 523570    | 3/31/2016 | N    | INDEPENDENT CITIES ASSOCIATION | ANNUAL MEMBERSHIP RENEWAL               | 1,544.00     |
| 523571    | 3/31/2016 | N    | JC CASNER CONSTRUCTION         | REFUND ROW DEPOSITS                     | 427.00       |
| 523572    | 3/31/2016 | N    | JOAN STEIN JENKINS             | PROSECUTION SERVICES                    | 7,268.40     |
| 523573    | 3/31/2016 | N    | SABRINA JOHNSON                | REIMBURSEMENT-TRAVEL EXPENSE            | 408.22       |
| 523574    | 3/31/2016 | N    | VICTORIA HELEN JOHNSON         | ARTHRITIS INSTRUCTOR                    | 630.00       |
| 523575    | 3/31/2016 | N    | KASSABIAN DEVELOPMENT INC      | REFUND ROW DEPOSITS                     | 496.00       |
| 523576    | 3/31/2016 | N    | KEVORK ENTERPRISES INC         | AUTO BODY REPAIRS                       | 150.00       |
| 523577    | 3/31/2016 | N    | KONICA MINOLTA BUSINESS SOLN   | SCANNER SOFTWARE AND INSTALLATION       | 7,516.00     |
| 523578    | 3/31/2016 | N    | KTB CONSTRUCTION INC           | ROSECRANS WIDENING                      | 96,829.70    |
| 523579    | 3/31/2016 | N    | LACPCA                         | REGISTRATION-LACPCA 2016 SPRING CONFERE | 300.00       |
| 523580    | 3/31/2016 | N    | LISA LAKY PALMER               | PARKS & RECREATION REFUNDS              | 10.00        |
| 523581    | 3/31/2016 | N    | LANCE SOLL & LUNGHARD LLP      | AUDIT SERVICES                          | 5,561.00     |
| 523582    | 3/31/2016 | N    | DANIJELA LAPTOSEVIC            | REFUND ROW DEPOSITS                     | 496.00       |
| 523583    | 3/31/2016 | N    | LEAGUE OF CALIFORNIA CITIES    | MEMBERSHIP DUES FOR CALENDAR YEAR 2016  | 12,449.84    |



**CITY OF MANHATTAN BEACH  
WARRANT REGISTER**

WR 21b

WARRANT BATCH NUMBER:

| CHECK NO. | DATE      | TYPE | PAYEE NAME                   | PAYMENT DESCRIPTION                    | CHECK AMOUNT |
|-----------|-----------|------|------------------------------|--|--------------|
| 523584    | 3/31/2016 | N    | ANNE GRAY LEWIS              | TENNIS INSTRUCTOR                      | 12,157.50    |
| 523585    | 3/31/2016 | N    | LIEBERT CASSIDY WHITMORE     | LEGAL SERVICES                         | 11,299.50    |
| 523586    | 3/31/2016 | N    | MALIBU POOL SPA INC          | REFUND ROW DEPOSITS                    | 496.00       |
| 523587    | 3/31/2016 | N    | MANAGEMENT PARTNERS INC      | COMMUNITY BUDGET WORKSHOPS             | 1,000.00     |
| 523588    | 3/31/2016 | N    | MANHATTAN BEACH ROYALS       | PARKS & RECREATION REFUNDS             | 125.00       |
| 523589    | 3/31/2016 | N    | MARINE RESOURCES INC         | TEMPORARY EMPLOYEE SERVICES            | 14,901.09    |
| 523590    | 3/31/2016 | N    | KATHLEEN C MCGOWAN           | THREE YEAR MS4 NPDES PERMIT CONSULTING | 4,660.00     |
| 523591    | 3/31/2016 | N    | FRANCISCO MEDINA             | REIMBURSEMENT-TRAVEL EXPENSE           | 400.28       |
| 523592    | 3/31/2016 | N    | MELAD AND ASSOCIATES INC     | PLAN CHK & INSP SERVICES               | 25,539.80    |
| 523593    | 3/31/2016 | N    | MERCHANTS LANDSCAPE SVCS INC | LANDSCAPE SERVICES: EXTRAS             | 4,555.00     |
| 523594    | 3/31/2016 | N    | MERRIMAC ENERGY GROUP        | BULK FUEL DELIVERIES                   | 16,631.08    |
| 523595    | 3/31/2016 | N    | METROPOLITAN TRANSPORTATION  | STREETSAVER SOFTWARE SUBSCRIPTION RENI | 2,500.00     |
| 523596    | 3/31/2016 | N    | WALT PAUL MEYERS             | TENNIS INSTRUCTOR                      | 4,365.40     |
| 523597    | 3/31/2016 | N    | MGT OF AMERICA INC           | CONSULTING SERVICES                    | 12,200.00    |
| 523598    | 3/31/2016 | N    | MIDWEST ROOFING CO           | REFUND PERMIT FEE                      | 438.74       |
| 523599    | 3/31/2016 | N    | MOORE IACOFANO GOLTSMAN INC  | CONTRACT SERVICES                      | 9,755.00     |
| 523600    | 3/31/2016 | N    | RAY MORELAND                 | PARKS & RECREATION REFUNDS             | 336.00       |
| 523601    | 3/31/2016 | N    | JOHN MOTE                    | REFUND ROW DEPOSITS                    | 496.00       |
| 523602    | 3/31/2016 | N    | MUNICIPAL CODE CORPORATION   | SUPPLEMENT UPDATES                     | 2,048.31     |
| 523603    | 3/31/2016 | N    | NADINE NADER                 | NADER CONSTRUCTION LOAN #8             | 765.74       |
| 523604    | 3/31/2016 | N    | GERALD NEWMAN                | REFUND ROW DEPOSIT                     | 496.00       |
| 523605    | 3/31/2016 | N    | FRANCES SPRAU NICHOLS        | ART INSTRUCTOR                         | 1,666.00     |

**CITY OF MANHATTAN BEACH  
WARRANT REGISTER**

WR 21b

WARRANT BATCH NUMBER:

| CHECK NO. | DATE      | TYPE | PAYEE NAME                     | PAYMENT DESCRIPTION                   | CHECK AMOUNT |
|-----------|-----------|------|--------------------------------|---------------------------------------|--------------|
| 523606    | 3/31/2016 | N    | KATHLEEN NICOLAOU              | PARKS & RECREATION REFUNDS            | 340.00       |
| 523607    | 3/31/2016 | N    | NONZERO ARCHITECTURE           | PIER REHABILITATION DESIGN            | 1,417.77     |
| 523608    | 3/31/2016 | N    | NOVACOAST INC                  | NETWORK ASSESSMENT REMEDIATION - PROF | 6,354.01     |
| 523609    | 3/31/2016 | N    | NTH GENERATION COMPUTING INC   | 3RD VMWARE HOST                       | 11,328.36    |
| 523610    | 3/31/2016 | N    | RYAN R OLSON                   | VOLLEYBALL INSTRUCTOR                 | 570.00       |
| 523611    | 3/31/2016 | N    | OUTDOOR HARDSCAPE              | REFUND ROW DEPOSIT                    | 496.00       |
| 523612    | 3/31/2016 | N    | IQBAL PATEL                    | REIMBURSEMENT-TRAVEL EXPENSE          | 408.49       |
| 523613    | 3/31/2016 | N    | PENCO ENGINEERING INC          | STAFF AUGMENTATION-ROSS ANDERSON      | 12,480.00    |
| 523614    | 3/31/2016 | N    | CHRIS PIERCE                   | ALARM PERMIT REFUND                   | 54.00        |
| 523615    | 3/31/2016 | N    | PLAYA DEL REY VIKINGS          | PARKS & RECREATION REFUNDS            | 100.00       |
| 523616    | 3/31/2016 | N    | PSOMAS                         | ROSECRANS WIDENING-INSPECTION         | 16,275.00    |
| 523617    | 3/31/2016 | N    | QUANTUM QUALITY CONSULTING INC | STORM DRAIN CATCH BASIN PIPE SCREENS  | 4,561.00     |
| 523618    | 3/31/2016 | N    | EDDIE RAMOS                    | REIMBURSEMENT-TRAVEL EXPENSE          | 405.68       |
| 523619    | 3/31/2016 | N    | JEFFREY RICE                   | PHYSICAL FITNESS EQUIPMENT            | 145.03       |
| 523620    | 3/31/2016 | N    | ULYSSES RIVAS                  | REIMBURSEMENT-TRAVEL EXPENSE          | 147.50       |
| 523621    | 3/31/2016 | N    | LINDA ROBB                     | REIMBURSEMENT-TRAVEL EXPENSE          | 27.82        |
| 523622    | 3/31/2016 | N    | SAND SURF SOCCER CLUB          | PARKS & RECREATION REFUNDS            | 36.00        |
| 523623    | 3/31/2016 | N    | SBRPCA                         | COMMUNICATIONS EQUIPMENT              | 190.51       |
| 523624    | 3/31/2016 | N    | EDEN SERINA                    | MB FIT/YOGA INSTRUCTOR                | 2,285.00     |
| 523625    | 3/31/2016 | N    | NANI SHONNARD                  | UB REFUND                             | 283.22       |
| 523626    | 3/31/2016 | N    | SMART SOURCE OF CALIFORNIA LLC | PRINTING AND DIRECT MAILING SERVICES  | 502.50       |
| 523627    | 3/31/2016 | N    | JENNIFER ANN SORRELL           | REIMBURSEMENT-TRAVEL EXPENSE          | 68.40        |

**CITY OF MANHATTAN BEACH  
WARRANT REGISTER**

WR 21b

WARRANT BATCH NUMBER:

| CHECK NO. | DATE      | TYPE | PAYEE NAME                    | PAYMENT DESCRIPTION                     | CHECK AMOUNT |
|-----------|-----------|------|-------------------------------|---|--------------|
| 523628    | 3/31/2016 | N    | SOUTH BAY FORD INC            | FORD REPAIRS AND SERVICES               | 1,939.57     |
| 523629    | 3/31/2016 | N    | SOUTH COAST E.V.A.            | ANNUAL SERVICE AND PUMP TEST E-24       | 6,859.52     |
| 523630    | 3/31/2016 | N    | SSBRA                         | SOCCER OFFICIALS                        | 5,338.00     |
| 523631    | 3/31/2016 | N    | CHRISTINE STARCZAK            | VOLLEYBALL INSTRUCTOR                   | 570.00       |
| 523632    | 3/31/2016 | N    | STATE OF CALIFORNIA           | LIVE SCAN FINGERPRINTS                  | 725.00       |
| 523633    | 3/31/2016 | N    | SIMI STORM                    | VOLLEYBALL INSTRUCTOR                   | 570.00       |
| 523634    | 3/31/2016 | N    | SULLY MILLER CONTRACTING CO   | ASPHALT/EMULSION                        | 385.30       |
| 523635    | 3/31/2016 | N    | SUPERIOR COURT OF CA-CO OF LA | CITATION SURCHARGE - FEB 2016           | 59,115.90    |
| 523636    | 3/31/2016 | N    | CHARLES THOMPSON              | CITATION REFUND                         | 338.00       |
| 523637    | 3/31/2016 | N    | TERRELL LYNN THOMPSON         | SENIOR YOGA INSTRUCTOR                  | 896.00       |
| 523638    | 3/31/2016 | N    | TIME WARNER CABLE INC         | CABLE SERVICES                          | 102.22       |
| 523639    | 3/31/2016 | N    | JOE TINGSON                   | REFUND ROW DEPOSIT                      | 496.00       |
| 523640    | 3/31/2016 | N    | TRAFFIC MANAGEMENT INC        | K-RAIL FENCING                          | 425.00       |
| 523641    | 3/31/2016 | N    | PHAT TRAN                     | REIMBURSEMENT-TRAVEL EXPENSE            | 36.40        |
| 523642    | 3/31/2016 | N    | TRANSTECH ENGINEERS INC       | HIGHLAND/38TH ST IMPROVEMENTS           | 13,727.50    |
| 523643    | 3/31/2016 | N    | TRANSTECH ENGINEERS INC       | ROSECRANS-SEPULVEDA BIKE LAND NW WIDE   | 12,726.25    |
| 523644    | 3/31/2016 | N    | TRANSTECH ENGINEERS INC       | ROSECRANS-HIGHLAND BIKE LAND MEDIAN N   | 5,511.25     |
| 523645    | 3/31/2016 | N    | TRANSTECH ENGINEERS INC       | ROSECRANS-HIGHLAND BIKE LANE            | 2,896.50     |
| 523646    | 3/31/2016 | N    | UNDERGROUND SERVICE ALERT     | UNDERGROUND SCHEMATIC NOTIFICATION      | 144.00       |
| 523647    | 3/31/2016 | N    | WILLIAM UNIAK                 | REFUND PLAN CHECK FEES                  | 3,493.18     |
| 523648    | 3/31/2016 | N    | VALVETEK UTILITY SERVICES INC | FLUSHING & DISINFECTION OF 101 MILES OF | 32,240.00    |
| 523649    | 3/31/2016 | N    | BERENICE VITT                 | PARKS & RECREATION REFUNDS              | 50.00        |

3:41:47PM  
3/30/2016

**CITY OF MANHATTAN BEACH  
WARRANT REGISTER**

WARRANT BATCH NUMBER: **WR 21b**

| CHECK NO.             | DATE      | TYPE | PAYEE NAME                     | PAYMENT DESCRIPTION                      | CHECK AMOUNT        |
|-----------------------|-----------|------|--------------------------------|--|---------------------|
| 523650                | 3/31/2016 | N    | VORTEX INDUSTRIES              | INDUSTRIAL DOOR & ELECTRONIC GATE MAIN   | 11,989.35           |
| 523651                | 3/31/2016 | N    | CATHY WAIOLAMA                 | REIMBURSEMENT-TRAVEL EXPENSE             | 65.05               |
| 523652                | 3/31/2016 | N    | WALTERS WHOLESale ELECTRIC CO  | ELECTRICAL SUPPLIES                      | 199.96              |
| 523653                | 3/31/2016 | N    | WASTE MANAGEMENT INC           | FEB 2016 REFUSE REMITTANCE               | 259,429.22          |
| 523654                | 3/31/2016 | N    | WATER REPLENISHMENT DISTRICT   | MONTHLY WATER PURCHASES                  | 40,214.30           |
| 523655                | 3/31/2016 | N    | WEST COAST ARBORISTS INC       | TREE MAINTENANCE                         | 54,598.00           |
| 523656                | 3/31/2016 | N    | WESTNET INC                    | WESTNET PAGING SYS & SHORETEL PHONE SY   | 3,482.59            |
| 523657                | 3/31/2016 | N    | XEROX CORPORATION              | MULTI MACHINES LEASE & BASE BUSINESS PR  | 2,820.09            |
| 523658                | 3/31/2016 | N    | XYLEM DEWATERING SOLUTIONS INC | PUMPS AND FITTINGS RENTAL FOR EL NINO PR | 9,937.54            |
| <b>SUBTOTAL</b>       |           |      |                                |  | <b>2,602,472.35</b> |
| <b>COMBINED TOTAL</b> |           |      |                                |  | <b>2,852,320.85</b> |

**PAYMENT LEGEND:**  
T = Wire Transfers  
N = System Printed Checks  
H = Hand Written Checks

CITY OF MANHATTAN BEACH  
WARRANT REGISTER  
CHECKS EQUAL TO OR ABOVE  
\$2,500.00

WARRANT BATCH NUMBER:

wr 211b

| CHECK NO.       | DATE      | TYPE | PAYEE NAME                     | PAYMENT DESCRIPTION                    | CHECK AMOUNT      |
|-----------------|-----------|------|--------------------------------|--|-------------------|
| 32816           | 3/28/2016 | T    | UNION BANK                     | F.I.T./MEDICARE/S.I.T.                 | 249,848.50        |
| <b>SUBTOTAL</b> |           |      |                                |  | <b>249,848.50</b> |
| 523455          | 3/24/2016 | N    | ADMINSURE INC                  | CLAIMS ADMINISTRATION                  | 10,273.15         |
| 523456          | 3/24/2016 | N    | ALL CITY MANAGEMENT SVCS       | CROSSING GUARD SERVICES FIRST AMENDMEI | 7,755.83          |
| 523460          | 3/24/2016 | N    | AT&T MOBILITY                  | CELLULAR CHARGES                       | 4,900.05          |
| 523461          | 3/24/2016 | N    | CA PUBLIC EMPLOYEES'           | MEDICAL PREMIUMS                       | 317,750.67        |
| 523463          | 3/24/2016 | N    | CITY OF HAWTHORNE              | COMPUTER CONTRACT SERVICES             | 27,668.54         |
| 523465          | 3/24/2016 | N    | DELTA DENTAL OF CALIFORNIA     | DENTAL PREMIUMS                        | 28,790.58         |
| 523471          | 3/24/2016 | N    | ICMA RETIREMENT TRUST - 401    | LOAN REPAY 401 - 2.5%: PAYMENT         | 2,940.87          |
| 523472          | 3/24/2016 | N    | ICMA RETIREMENT TRUST - 457    | DEFERRED COMP AND LOAN REPAY 457       | 70,780.00         |
| 523473          | 3/24/2016 | N    | ICMA RETIREMENT TRUST 401      | LOAN REPAY 401 - 4.5%: PAYMENT         | 7,575.69          |
| 523474          | 3/24/2016 | N    | INFOSEND INC                   | UB/ BILL/ WEB PORTAL/ BL               | 7,603.73          |
| 523476          | 3/24/2016 | N    | JPMORGAN CHASE BANK NATL ASSC  | MONTHLY LEASE-SEWER TRUCK              | 16,488.30         |
| 523481          | 3/24/2016 | N    | M B POLICE OFFICERS ASSOCIA    | DUES \$ (POLICE FIXED): PAYMENT        | 6,034.34          |
| 523483          | 3/24/2016 | N    | MAIN STREET TOURS INC          | TOURS/EVENTS                           | 5,126.00          |
| 523489          | 3/24/2016 | N    | PUBLIC EMPLOYEES'              | PENSION CONTRIBUTION SAFETY: PAYMENT   | 257,626.07        |
| 523492          | 3/24/2016 | N    | SMART SOURCE OF CALIFORNIA LLC | PRINTING                               | 19,324.72         |
| 523493          | 3/24/2016 | N    | SOUTHERN CALIFORNIA EDISON     | STREET LIGHTING CHARGES                | 24,411.98         |
| 523502          | 3/24/2016 | N    | THE GAS COMPANY                | MONTHLY CHARGES                        | 3,894.26          |
| 523505          | 3/24/2016 | N    | TOTAL ADMINISTRATIVE SVCS CORP | CHILD125 (CHILD 125 PLAN): PAYMENT     | 8,875.05          |
| 523506          | 3/24/2016 | N    | NORMAN A TRAUB                 | CONTRACT SERVICES                      | 12,028.08         |
| 523507          | 3/24/2016 | N    | TURBO DATA SYSTEMS INC         | CITATION PROCESSING FEB 2016           | 11,459.78         |
| 523508          | 3/24/2016 | N    | U.S. BANK                      | P/T EMP RETIREMENT CONTRIB: PAYMENT    | 3,828.76          |

CITY OF MANHATTAN BEACH  
WARRANT REGISTER  
CHECKS EQUAL TO OR ABOVE  
\$2,500.00

WARRANT BATCH NUMBER:

wr 21b

| CHECK NO. | DATE      | TYPE | PAYEE NAME                       | PAYMENT DESCRIPTION                     | CHECK AMOUNT |
|-----------|-----------|------|----------------------------------|---|--------------|
| 523511    | 3/24/2016 | N    | US BANCO R CARD SERVICES INC     | D-CARD CHARGES                          | 59,949.17    |
| 523515    | 3/24/2016 | N    | VERIZON CALIFORNIA INC           | CABLE SERVICE                           | 17,083.06    |
| 523517    | 3/24/2016 | N    | VISION SERVICE PLAN - (CA)       | VISION PREMIUMS                         | 3,718.74     |
| 523518    | 3/24/2016 | N    | WEST BASIN MUNICIPAL WATER DIS   | MONTHLY WATER PURCHASES                 | 444,238.95   |
| 523522    | 3/24/2016 | N    | XEROX CORPORATION                | MULTI MACHINES LEASE & BASE BUSINESS PR | 2,889.48     |
| 523527    | 3/31/2016 | N    | ANDERSONPENNA PARTNERS INC       | SEWER MAIN REHABILITATION PHASE 2       | 2,970.00     |
| 523529    | 3/31/2016 | N    | ARAKELIAN ENTERPRISES INC        | STREET SWEEPING CNT- EXTRAS             | 30,682.69    |
| 523534    | 3/31/2016 | N    | BRIT WEST SOCCER INC             | SOCCER INSTRUCTOR                       | 16,037.00    |
| 523550    | 3/31/2016 | N    | DELL MARKETING LP                | DESKTOPS SCHEDULED HARDWARE REFRESH     | 19,107.07    |
| 523551    | 3/31/2016 | N    | DIGITAL ASSURANCE                | DISCLOSURE DISSEMINATION SERVICES       | 5,000.00     |
| 523555    | 3/31/2016 | N    | E J WARD INC                     | FUEL VIEW SOFTWARE, IMPLEMENTATION, & T | 19,950.00    |
| 523557    | 3/31/2016 | N    | STEPHAN DORECK EQUIPMENT RENTALS | 2013-14 WATER MAIN REPLACEMENT          | 151,427.86   |
| 523559    | 3/31/2016 | N    | FIRE INFO SUPPORT SERVICES INC   | FIRERMS SUPPORT & MAINTENANCE CONTRAC   | 2,525.00     |
| 523564    | 3/31/2016 | N    | HD SUPPLY FACILITIES MAINT LTD   | EL NINO PREP RAINGEAR                   | 7,519.52     |
| 523565    | 3/31/2016 | N    | HDR ENGINEERING INC              | SEPULVEDA BRIDGE WIDENING               | 21,144.13    |
| 523566    | 3/31/2016 | N    | HINDERLITER DE LLAMAS & ASSOC    | CONTRACT SERVICES/SALES TAX             | 3,808.56     |
| 523567    | 3/31/2016 | N    | HONEYWELL INTERNATIONAL INC      | HVAC ANNUAL SERVICE AGREEMENT RENEWA    | 30,687.75    |
| 523572    | 3/31/2016 | N    | JOAN STEIN JENKINS               | PROSECUTION SERVICES                    | 7,268.40     |
| 523577    | 3/31/2016 | N    | KONICA MINOLTA BUSINESS SOLN     | SCANNER SOFTWARE AND INSTALLATION       | 7,516.00     |
| 523578    | 3/31/2016 | N    | KTB CONSTRUCTION INC             | ROSECRANS WIDENING                      | 96,829.70    |
| 523581    | 3/31/2016 | N    | LANCE SOLL & LUNGHARD LLP        | AUDIT SERVICES                          | 5,561.00     |
| 523583    | 3/31/2016 | N    | LEAGUE OF CALIFORNIA CITIES      | MEMBERSHIP DUES FOR CALENDAR YEAR 2016  | 12,449.84    |

CITY OF MANHATTAN BEACH  
WARRANT REGISTER  
CHECKS EQUAL TO OR ABOVE  
\$2,500.00

WARRANT BATCH NUMBER:

wr 21b

| CHECK NO. | DATE      | TYPE | PAYEE NAME                     | PAYMENT DESCRIPTION                    | CHECK AMOUNT |
|-----------|-----------|------|--------------------------------|--|--------------|
| 523584    | 3/31/2016 | N    | ANNE GRAY LEWIS                | TENNIS INSTRUCTOR                      | 12,157.50    |
| 523585    | 3/31/2016 | N    | LIEBERT CASSIDY WHITMORE       | LEGAL SERVICES                         | 11,299.50    |
| 523589    | 3/31/2016 | N    | MARINE RESOURCES INC           | TEMPORARY EMPLOYEE SERVICES            | 14,901.09    |
| 523590    | 3/31/2016 | N    | KATHLEEN C MCGOWAN             | THREE YEAR MS4 NPDES PERMIT CONSULTING | 4,660.00     |
| 523592    | 3/31/2016 | N    | MELAD AND ASSOCIATES INC       | PLAN CHK & INSP SERVICES               | 25,539.80    |
| 523593    | 3/31/2016 | N    | MERCHANTS LANDSCAPE SVCS INC   | LANDSCAPE SERVICES: EXTRAS             | 4,555.00     |
| 523594    | 3/31/2016 | N    | MERRIMAC ENERGY GROUP          | BULK FUEL DELIVERIES                   | 16,631.08    |
| 523595    | 3/31/2016 | N    | METROPOLITAN TRANSPORTATION    | STREETSAVER SOFTWARE SUBSCRIPTION RENI | 2,500.00     |
| 523596    | 3/31/2016 | N    | WALT PAUL MEYERS               | TENNIS INSTRUCTOR                      | 4,365.40     |
| 523597    | 3/31/2016 | N    | MGT OF AMERICA INC             | CONSULTING SERVICES                    | 12,200.00    |
| 523599    | 3/31/2016 | N    | MOORE IACOFANO GOLTSMAN INC    | CONTRACT SERVICES                      | 9,755.00     |
| 523608    | 3/31/2016 | N    | NOVACOAST INC                  | NETWORK ASSESSMENT REMEDIATION - PROF  | 6,354.01     |
| 523609    | 3/31/2016 | N    | NTH GENERATION COMPUTING INC   | 3RD VMWARE HOST                        | 11,328.36    |
| 523613    | 3/31/2016 | N    | PENCO ENGINEERING INC          | STAFF AUGMENTATION-ROSS ANDERSON       | 12,480.00    |
| 523616    | 3/31/2016 | N    | PSOMAS                         | ROSECRANS WIDENING-INSPECTION          | 16,275.00    |
| 523617    | 3/31/2016 | N    | QUANTUM QUALITY CONSULTING INC | STORM DRAIN CATCH BASIN PIPE SCREENS   | 4,561.00     |
| 523629    | 3/31/2016 | N    | SOUTH COAST E.V.A.             | ANNUAL SERVICE AND PUMP TEST E-24      | 6,859.52     |
| 523630    | 3/31/2016 | N    | SSBRA                          | SOCCER OFFICIALS                       | 5,338.00     |
| 523635    | 3/31/2016 | N    | SUPERIOR COURT OF CA-CO OF LA  | CITATION SURCHARGE - FEB 2016          | 59,115.90    |
| 523642    | 3/31/2016 | N    | TRANSTECH ENGINEERS INC        | HIGHLAND/38TH ST IMPROVEMENTS          | 13,727.50    |
| 523643    | 3/31/2016 | N    | TRANSTECH ENGINEERS INC        | ROSECRANS-SEPULVEDA BIKE LAND NW WIDE  | 12,726.25    |
| 523644    | 3/31/2016 | N    | TRANSTECH ENGINEERS INC        | ROSECRANS-HIGHLAND BIKE LAND MEDIAN N  | 5,511.25     |

CITY OF MANHATTAN BEACH  
WARRANT REGISTER  
CHECKS EQUAL TO OR ABOVE  
\$2,500.00

WARRANT BATCH NUMBER: **WR 21b**

| CHECK NO. | DATE      | TYPE | PAYEE NAME                     | PAYMENT DESCRIPTION                      | CHECK AMOUNT |
|-----------|-----------|------|--------------------------------|--|--------------|
| 523645    | 3/31/2016 | N    | TRANSTECH ENGINEERS INC        | ROSECRANS-HIGHLAND BIKE LANE             | 2,896.50     |
| 523647    | 3/31/2016 | N    | WILLIAM UNIAK                  | REFUND PLAN CHECK FEES                   | 3,493.18     |
| 523648    | 3/31/2016 | N    | VALVETEK UTILITY SERVICES INC  | FLUSHING & DISINFECTION OF 101 MILES OF  | 32,240.00    |
| 523650    | 3/31/2016 | N    | VORTEX INDUSTRIES              | INDUSTRIAL DOOR & ELECTRONIC GATE MAIN   | 11,989.35    |
| 523653    | 3/31/2016 | N    | WASTE MANAGEMENT INC           | FEB 2016 REFUSE REMITTANCE               | 259,429.22   |
| 523654    | 3/31/2016 | N    | WATER REPLENISHMENT DISTRICT   | MONTHLY WATER PURCHASES                  | 40,214.30    |
| 523655    | 3/31/2016 | N    | WEST COAST ARBORISTS INC       | TREE MAINTENANCE                         | 54,598.00    |
| 523656    | 3/31/2016 | N    | WESTNET INC                    | WESTNET PAGING SYS & SHORETEL PHONE SY   | 3,482.59     |
| 523657    | 3/31/2016 | N    | XEROX CORPORATION              | MULTI MACHINES LEASE & BASE BUSINESS PR  | 2,820.09     |
| 523658    | 3/31/2016 | N    | XYLEM DEWATERING SOLUTIONS INC | PUMPS AND FITTINGS RENTAL FOR EL NINO PR | 9,937.54     |

**SUBTOTAL**

2,517,442.30

**COMBINED TOTAL**

2,767,290.80

**PAYMENT LEGEND:**  
T = Wire Transfers  
N = System Printed Checks  
H = Hand Written Checks



Report of Warrant Disbursements  
 wr 21b

| Fund | Description          | Amount       |
|------|----------------------|--------------|
| 000  | General              | 1,469,331.26 |
| 201  | Street Light         | 26,177.17    |
| 205  | Streets & Highways   | 1,560.00     |
| 210  | Asset Forfeiture     | 156.21       |
| 230  | Prop A               | 2,959.92     |
| 231  | Prop C               | 139,605.13   |
| 233  | Measure R            | 15,287.50    |
| 401  | Capital Improvements | 21,654.00    |
| 501  | Water                | 688,207.77   |
| 502  | Storm                | 36,544.32    |
| 503  | Waste Water          | 3,581.49     |
| 510  | Refuse               | 259,462.94   |
| 520  | Parking              | 1,937.85     |
| 521  | County Parking Lot   | 530.02       |
| 522  | State Pier Lots      | 1,644.92     |
| 601  | Insurance            | 15,060.07    |
| 605  | Information Services | 49,851.01    |
| 610  | Vehicle Fleet        | 59,221.42    |
| 615  | Building Maintenance | 59,426.05    |
| 802  | Trust Deposit        | 121.80       |

2,852,320.85

2,852,320.85

**CITY OF MANHATTAN BEACH PAYROLL  
PAY PERIOD: 03/05/16 TO 03/18/16  
PAY DATE: 03/25/16**

**NET PAY 813,534.20**

3/5/2016  
CITY OF MANHATTAN BEACH PAYROLL REPORT  
3/18/2016  
PAYROLL PERIOD ENDING DATE


| FUND | DESCRIPTION                            | AMOUNT                   |
|------|--|--------------------------|
| 100  | General Fund                           | 1,124,272.69             |
| 210  | Asset Forfeiture Fund                  | 1,814.05                 |
| 230  | Prop. A Fund                           | 16,152.54                |
| 501  | Water Fund                             | 25,694.25                |
| 502  | Stormwater Fund                        | 2,798.88                 |
| 503  | Wastewater Fund                        | 9,144.30                 |
| 510  | Refuse Fund                            | 4,022.67                 |
| 520  | Parking Fund                           | 2,056.36                 |
| 521  | County Parking Lots Fund               | 685.46                   |
| 522  | State Pier and Parking Lot Fund        | 685.44                   |
| 601  | Insurance Reserve Fund                 | 8,650.05                 |
| 605  | Information Technology Fund            | 32,048.65                |
| 610  | Fleet Management Fund                  | 9,525.84                 |
| 615  | Building Maintenance & Operations Fund | 11,962.09                |
| 801  | Pension Trust Fund                     | 8,768.12                 |
|      | Gross Pay                              | <u>1,258,281.39</u>      |
|      | Deductions                             | 444,747.19               |
|      | Net Pay                                | <u><u>813,534.20</u></u> |

Check History Listing  
 CITY OF MANHATTAN BEACH

apCkHist 03/30/2016 4:51PM

| Bank code: | union | Check # | Date       | Vendor              | Status | Clear/Void Date | Invoice  | Inv. Date     | Amount Paid | Check Total |
|------------|-------|---------|------------|---------------------|--------|-----------------|----------|---------------|-------------|-------------|
|            |       | 523114  | 02/18/2016 | 34864 WILLIAM UNIAK | V      | 03/30/2016      | 15-02039 | 01/28/2016    | 3,493.18    | 3,493.18    |
|            |       | 523223  | 03/03/2016 | 13842 LACPCA        | V      | 03/30/2016      | 04-19-16 | 04/19/2016    | 300.00      | 300.00      |
|            |       |         |            |                     |        |                 |          | union Total:  |             | 3,793.18    |
|            |       |         |            |                     |        |                 |          | Total Checks: |             | 3,793.18    |

2 checks in this report



# City of Manhattan Beach

## Investment Portfolio February 2016

As Finance Director for the City of Manhattan Beach, I hereby certify that these investments are in compliance with the City's investment policy (unless otherwise noted). Sufficient liquidity has been maintained to meet budget expenditure requirements for the current six month period.

  
\_\_\_\_\_  
Bruce Moe, Director of Finance

**CITY OF MANHATTAN BEACH**  
**Portfolio Management**  
**Portfolio Summary**  
**February 1, 2016 through February 29, 2016**

| Investments  | Par Value            | Market Value         | Book Value           | % of Portfolio | Term       | Days to Maturity | YTM 360 Equiv. | YTM 366 Equiv. |
|--|----------------------|----------------------|----------------------|----------------|------------|------------------|----------------|----------------|
| LAIIF  | 25,200,000.00        | 25,200,000.00        | 25,200,000.00        | 27.58          | 1          | 1                | 0.461          | 0.467          |
| Certificates of Deposit - Bank                         | 5,356,000.00         | 5,385,353.29         | 5,356,000.00         | 5.86           | 1,500      | 433              | 1.077          | 1.092          |
| Medium Term Notes                                      | 14,500,000.00        | 14,634,790.00        | 14,607,501.09        | 15.99          | 1,297      | 606              | 1.339          | 1.358          |
| Federal Agency Issues - Coupon                         | 46,000,000.00        | 46,478,210.00        | 46,210,381.19        | 50.57          | 1,336      | 866              | 1.253          | 1.270          |
| <b>Investments</b>                                     | <b>91,056,000.00</b> | <b>91,698,353.29</b> | <b>91,373,882.28</b> | <b>100.00%</b> | <b>971</b> | <b>560</b>       | <b>1.038</b>   | <b>1.052</b>   |
| <b>Cash and Accrued Interest</b>                       |                      |                      |                      |                |            |                  |                |                |
| Passbook/Checking (not included in yield calculations) | 1,906,143.69         | 1,906,143.69         | 1,906,143.69         |                | 1          | 1                | 0.000          | 0.000          |
| Accrued Interest at Purchase                           |                      | 23,546.31            | 23,546.31            |                |            |                  |                |                |
| Subtotal   |                      | 1,929,690.00         | 1,929,690.00         |                |            |                  |                |                |
| <b>Total Cash and Investments</b>                      | <b>92,962,143.69</b> | <b>93,628,043.29</b> | <b>93,303,572.28</b> |                | <b>971</b> | <b>560</b>       | <b>1.038</b>   | <b>1.052</b>   |

**Total Earnings**      **February 29 Month Ending**      **Fiscal Year To Date**  
 Current Year      92,287.30      660,877.72

BRUCE A. MOE, FINANCE DIRECTOR



**CITY OF MANHATTAN BEACH**  
**Portfolio Management**  
**Portfolio Details - Investments**  
**February 29, 2016**

| CUSIP                                 | Investment # | Issuer                         | Purchase Date | Par Value            | Market Value         | Book Value           | Stated Rate | S&P | YTM 365      | Days to Maturity | Maturity Date |
|---------------------------------------|--------------|--------------------------------|---------------|----------------------|----------------------|----------------------|-------------|-----|--------------|------------------|---------------|
| LAIF                                  |              |                                |               |                      |                      |                      |             |     |              |                  |               |
| SYSS000                               | 3000         | Local Agency Invest. Fund      | 07/01/2000    | 25,200,000.00        | 25,200,000.00        | 25,200,000.00        | 0.467       |     | 0.467        | 1                |               |
|                                       |              | <b>Subtotal and Average</b>    |               | <b>25,200,000.00</b> | <b>25,200,000.00</b> | <b>25,200,000.00</b> |             |     | <b>0.467</b> | <b>1</b>         |               |
| <b>Certificates of Deposit - Bank</b> |              |                                |               |                      |                      |                      |             |     |              |                  |               |
| 02005QZV6                             | CD0007       | Ally Bank                      | 03/21/2012    | 245,000.00           | 245,090.65           | 245,000.00           | 1.150       |     | 1.150        | 20               | 03/21/2016    |
| 20033ADU7                             | CD0033       | Comenity Capital Bank          | 12/02/2013    | 245,000.00           | 245,120.05           | 245,000.00           | 0.750       |     | 0.750        | 93               | 06/02/2016    |
| 29976DNNM8                            | CD0013       | Everbank Jacksonville FL       | 08/29/2012    | 245,000.00           | 245,360.15           | 245,000.00           | 0.900       |     | 0.900        | 181              | 08/29/2016    |
| 3364ORBW6                             | CD0030       | First Sentry Bank              | 11/22/2013    | 245,000.00           | 245,056.35           | 245,000.00           | 0.750       |     | 0.750        | 266              | 11/22/2016    |
| 31931TDC6                             | CD0031       | First Bank North Carolina      | 11/27/2013    | 245,000.00           | 245,127.40           | 245,000.00           | 0.800       |     | 0.800        | 272              | 11/28/2016    |
| 57116AHE1                             | CD0032       | Marlin Business Bank           | 11/27/2013    | 245,000.00           | 245,810.95           | 245,000.00           | 0.850       |     | 0.850        | 272              | 11/28/2016    |
| 3616OXC39                             | CD0004       | GENERAL ELECTRIC CAPITAL       | 12/29/2011    | 245,000.00           | 247,709.70           | 245,000.00           | 2.100       |     | 2.100        | 303              | 12/29/2016    |
| 38143AFP5                             | CD0005       | Goldman Sachs                  | 01/05/2012    | 245,000.00           | 247,650.90           | 245,000.00           | 2.050       |     | 2.050        | 310              | 01/05/2017    |
| 06414QSU4                             | CD0034       | Bank of North Carolina         | 02/14/2014    | 245,000.00           | 245,031.85           | 245,000.00           | 0.800       |     | 0.800        | 350              | 02/14/2017    |
| 2546703V2                             | CD0006       | Discover Bank Greenwood Intere | 02/15/2012    | 245,000.00           | 246,886.50           | 245,000.00           | 1.600       |     | 1.600        | 351              | 02/15/2017    |
| 22766AAD7                             | CD0035       | CROSSFIRST BANK                | 02/19/2014    | 245,000.00           | 245,749.70           | 245,000.00           | 0.750       |     | 0.750        | 357              | 02/21/2017    |
| 747133BP0                             | CD0022       | Pyramax Bank                   | 03/28/2013    | 245,000.00           | 244,769.70           | 245,000.00           | 0.750       |     | 0.750        | 392              | 03/28/2017    |
| 90344LBS7                             | CD0020       | USNY Bank                      | 03/28/2013    | 245,000.00           | 244,632.50           | 245,000.00           | 0.750       |     | 0.750        | 423              | 04/28/2017    |
| 344030EQ0                             | CD0011       | Flushing SVGS Bk NY            | 07/27/2012    | 245,000.00           | 245,328.30           | 245,000.00           | 1.100       |     | 1.100        | 513              | 07/27/2017    |
| 062649YAO                             | CD0014       | Bank of Holland                | 08/29/2012    | 245,000.00           | 244,995.10           | 245,000.00           | 1.050       |     | 1.050        | 546              | 08/29/2017    |
| 88413QAH1                             | CD0037       | THIRD FEDERAL SAVINGS & LOAN   | 02/21/2014    | 245,000.00           | 246,428.35           | 245,000.00           | 1.150       |     | 1.150        | 630              | 11/21/2017    |
| 856284J21                             | CD0018       | State Bank of India            | 12/21/2012    | 245,000.00           | 247,219.70           | 245,000.00           | 1.200       |     | 1.200        | 660              | 12/21/2017    |
| 94768NJE5                             | CD0019       | Webster Bank                   | 12/26/2012    | 245,000.00           | 247,224.60           | 245,000.00           | 1.000       |     | 1.000        | 665              | 12/26/2017    |
| 17453FBG6                             | CD0036       | CITIZENS DEPOSIT BANK          | 02/20/2014    | 211,000.00           | 211,335.49           | 211,000.00           | 1.300       |     | 1.300        | 721              | 02/20/2018    |
| 320844NW9                             | CD0038       | FIRST MERT BANK                | 02/24/2014    | 245,000.00           | 261,341.50           | 245,000.00           | 1.300       |     | 1.300        | 727              | 02/26/2018    |
| 938828AA8                             | CD0023       | Washington Federal             | 03/28/2013    | 245,000.00           | 243,885.25           | 245,000.00           | 1.000       |     | 1.000        | 757              | 03/28/2018    |
| 101120CZ4                             | CD0024       | Boston Private Bank & Trust    | 04/04/2013    | 245,000.00           | 243,598.60           | 245,000.00           | 0.950       |     | 0.950        | 764              | 04/04/2018    |
|                                       |              | <b>Subtotal and Average</b>    |               | <b>5,356,000.00</b>  | <b>5,385,353.29</b>  | <b>5,356,000.00</b>  |             |     | <b>1.092</b> | <b>433</b>       |               |
| <b>Money Market Fund</b>              |              |                                |               |                      |                      |                      |             |     |              |                  |               |
| SYSGMRA39907                          | GIMRA39907   | Union Bank of California       | 10/09/2008    | 0.00                 | 0.00                 | 0.00                 | 0.350       |     | 0.350        | 1                |               |
|                                       |              | <b>Subtotal and Average</b>    |               | <b>0.00</b>          | <b>0.00</b>          | <b>0.00</b>          |             |     | <b>0.000</b> | <b>0</b>         |               |
| <b>Medium Term Notes</b>              |              |                                |               |                      |                      |                      |             |     |              |                  |               |
| 36962G5C4                             | MTN0066      | Gen elec Cap Corp              | 10/24/2012    | 2,000,000.00         | 2,008,220.00         | 2,012,604.60         | 2.950       | AA+ | 1.350        | 69               | 05/09/2016    |
| 90520EAC5                             | MTN0070      | Union Bank                     | 12/21/2012    | 1,000,000.00         | 1,005,340.00         | 1,007,529.35         | 3.000       | A+  | 1.244        | 97               | 06/06/2016    |
| 988579YAD3                            | MTN0072      | 3M                             | 11/21/2013    | 1,000,000.00         | 1,003,810.00         | 1,006,107.45         | 1.375       | AA- | 0.783        | 212              | 09/29/2016    |

Portfolio CITY  
 CP  
 PM (PRF\_PMT) 7.3.0

**CITY OF MANHATTAN BEACH**  
**Portfolio Management**  
**Portfolio Details - Investments**  
**February 29, 2016**

| CUSIP                    | Investment # | Issuer                  | Purchase Date | Par Value            | Market Value         | Book Value           | Stated Rate | S&P | YTM 365      | Days to Maturity | Maturity Date |
|--------------------------|--------------|-------------------------|---------------|----------------------|----------------------|----------------------|-------------|-----|--------------|------------------|---------------|
| <b>Medium Term Notes</b> |              |                         |               |                      |                      |                      |             |     |              |                  |               |
| 94974BEZ9                | MTN0068      | WELLS FARGO & CO        | 10/24/2012    | 500,000.00           | 506,360.00           | 506,930.07           | 2.625       | A+  | 1.256        | 289              | 12/15/2016    |
| 084670BD9                | MTN0065      | BERKSHIRE HATHAWY       | 07/20/2012    | 1,000,000.00         | 1,009,130.00         | 1,009,177.31         | 1.900       | AA+ | 1.112        | 336              | 01/31/2017    |
| 037833BB5                | MTN0078      | APPLE INC               | 12/04/2015    | 1,000,000.00         | 1,000,820.00         | 1,001,850.00         | 0.900       | AA+ | 0.770        | 437              | 05/12/2017    |
| 89233P6S0                | MTN0069      | Toyota Motor Corp       | 12/21/2012    | 1,000,000.00         | 1,000,530.00         | 1,005,100.00         | 1.250       | AA- | 1.140        | 583              | 10/05/2017    |
| 68389XAN5                | MTN0074      | ORACLE CORP             | 02/18/2014    | 1,000,000.00         | 1,002,670.00         | 994,650.00           | 1.200       | A+  | 1.350        | 593              | 10/15/2017    |
| 166764AA8                | MTN0076      | CHEVRON CORP            | 06/23/2015    | 1,000,000.00         | 992,010.00           | 998,400.00           | 1.104       | AA  | 1.170        | 644              | 12/05/2017    |
| 459200HK0                | MTN0079      | IBM Corporation         | 12/30/2015    | 1,000,000.00         | 1,000,560.00         | 997,240.00           | 1.250       | AA- | 1.383        | 709              | 02/08/2018    |
| 717081DG5                | MTN0073      | Pfizer Inc              | 12/27/2013    | 1,000,000.00         | 1,001,590.00         | 990,150.00           | 1.500       | AA  | 1.730        | 836              | 06/15/2018    |
| 594918AC8                | MTN0075      | MICROSOFT CORP.         | 05/19/2015    | 1,000,000.00         | 1,091,450.00         | 1,088,552.31         | 4.200       | AAA | 1.783        | 1,187            | 06/01/2019    |
| 22160KAF2                | MTN0080      | COSTCO COMPANIES        | 12/30/2015    | 1,000,000.00         | 1,007,660.00         | 993,880.00           | 1.700       | A+  | 1.861        | 1,384            | 12/15/2019    |
| 30231GAG7                | MTN0077      | EXXON MOBIL CORPORATION | 08/21/2015    | 1,000,000.00         | 1,004,640.00         | 995,330.00           | 1.912       | AAA | 2.020        | 1,466            | 03/06/2020    |
|                          |              |                         |               | <b>14,500,000.00</b> | <b>14,634,790.00</b> | <b>14,607,501.09</b> |             |     | <b>1.358</b> | <b>606</b>       |               |

| <b>Federal Agency Issues - Coupon</b> |         |                            |            |              |              |              |       |     |       |       |            |
|---------------------------------------|---------|----------------------------|------------|--------------|--------------|--------------|-------|-----|-------|-------|------------|
| 313373SZ6                             | FAC0202 | Federal Home Loan Bank     | 08/29/2011 | 1,000,000.00 | 1,004,580.00 | 1,004,026.50 | 2.125 | AA+ | 1.233 | 101   | 06/10/2016 |
| 3135GOCM3                             | FAC0206 | Fannie Mae                 | 12/28/2011 | 2,000,000.00 | 2,007,320.00 | 2,006,420.00 | 1.250 | AA+ | 1.180 | 211   | 09/28/2016 |
| 3130A3CE2                             | FAC0227 | Federal Home Loan Bank     | 11/04/2014 | 2,000,000.00 | 1,999,560.00 | 2,001,720.00 | 0.625 | AA+ | 0.580 | 227   | 10/14/2016 |
| 3133EEFA3                             | FAC0229 | FED FARM CR BK             | 12/26/2014 | 2,000,000.00 | 1,999,480.00 | 1,998,820.00 | 0.720 | AA+ | 0.750 | 289   | 12/15/2016 |
| 3134G6G49                             | FAC0233 | Federal Home Loan Mortgage | 05/15/2015 | 3,000,000.00 | 3,002,760.00 | 3,004,242.00 | 0.800 | AA+ | 0.736 | 525   | 08/08/2017 |
| 3134G7MJ7                             | FAC0237 | Federal Home Loan Mortgage | 08/19/2015 | 1,000,000.00 | 1,000,190.00 | 998,600.00   | 0.750 | AA+ | 0.820 | 542   | 08/25/2017 |
| 3133ED2D3                             | FAC0228 | FED FARM CR BK             | 11/04/2014 | 2,000,000.00 | 2,020,320.00 | 2,016,854.55 | 1.550 | AA+ | 1.192 | 566   | 09/18/2017 |
| 3130A33J1                             | FAC0226 | Federal Home Loan Bank     | 09/22/2014 | 3,000,000.00 | 3,020,520.00 | 3,001,740.00 | 1.200 | AA+ | 1.180 | 567   | 09/19/2017 |
| 3137EADL0                             | FAC0242 | Federal Home Loan Mortgage | 10/26/2015 | 1,000,000.00 | 1,002,490.00 | 1,006,870.00 | 1.000 | AA+ | 0.640 | 577   | 09/29/2017 |
| 3133EDE99                             | FAC0219 | FED FARM CR BK             | 02/13/2014 | 2,000,000.00 | 2,016,660.00 | 2,005,449.15 | 1.340 | AA+ | 1.208 | 668   | 12/29/2017 |
| 880591EC2                             | FAC0241 | Tennessee Valley Authority | 10/26/2015 | 1,000,000.00 | 1,073,650.00 | 1,080,497.54 | 4.500 | AA+ | 0.977 | 761   | 04/01/2018 |
| 3134G8CG2                             | FAC0243 | Federal Home Loan Mortgage | 12/29/2015 | 2,000,000.00 | 2,000,360.00 | 2,000,000.00 | 1.300 | AA+ | 1.300 | 850   | 06/29/2018 |
| 3136G2JB4                             | FAC0234 | Fannie Mae                 | 05/27/2015 | 2,000,000.00 | 2,004,000.00 | 1,999,500.00 | 1.200 | AA+ | 1.208 | 909   | 08/27/2018 |
| 3130A6AE7                             | FAC0240 | Federal Home Loan Bank     | 10/26/2015 | 1,000,000.00 | 1,004,140.00 | 1,005,240.00 | 1.125 | AA+ | 0.940 | 927   | 09/14/2018 |
| 3135G07M9                             | FAC0232 | Fannie Mae                 | 02/20/2015 | 2,000,000.00 | 2,045,740.00 | 2,033,091.02 | 1.875 | AA+ | 1.318 | 931   | 09/18/2018 |
| 880591EQ1                             | FAC0220 | Tennessee Valley Authority | 05/29/2014 | 2,000,000.00 | 2,039,240.00 | 2,019,972.46 | 1.750 | AA+ | 1.395 | 958   | 10/15/2018 |
| 3130A0CJ2                             | FAC0217 | Federal Home Loan Bank     | 11/21/2013 | 1,000,000.00 | 1,013,560.00 | 1,000,000.00 | 1.550 | AA  | 1.550 | 995   | 11/21/2018 |
| 313376BR5                             | FAC0218 | Federal Home Loan Bank     | 12/27/2013 | 1,000,000.00 | 1,020,340.00 | 998,570.00   | 1.750 | AA+ | 1.780 | 1,018 | 12/14/2018 |
| 3135G0ZA4                             | FAC0221 | Fannie Mae                 | 05/29/2014 | 1,000,000.00 | 1,023,570.00 | 1,012,830.75 | 1.875 | AA+ | 1.478 | 1,085 | 02/19/2019 |
| 3135G0ZA4                             | FAC0235 | Fannie Mae                 | 06/19/2015 | 2,000,000.00 | 2,047,140.00 | 2,033,852.89 | 1.875 | AA+ | 1.425 | 1,085 | 02/19/2019 |
| 3135EDLR1                             | FAC0222 | FED FARM CR BK             | 05/29/2014 | 2,000,000.00 | 2,034,720.00 | 2,007,442.39 | 1.650 | AA+ | 1.542 | 1,170 | 05/15/2019 |
| 31317EADK2                            | FAC0224 | Federal Home Loan Mortgage | 08/01/2014 | 2,000,000.00 | 2,009,880.00 | 1,963,780.28 | 1.250 | AA+ | 1.788 | 1,248 | 08/01/2019 |

Portfolio CITY  
 CP  
 PM (PRF\_PMT) 7.3.0



**CITY OF MANHATTAN BEACH**  
**Portfolio Management**  
**Portfolio Details - Investments**  
**February 29, 2016**

| CUSIP                                 | Investment # | Issuer                     | Purchase Date | Par Value            | Market Value         | Book Value           | Stated Rate | S&P | YTM 365      | Days to Maturity | Maturity Date |  |
|---------------------------------------|--------------|----------------------------|---------------|----------------------|----------------------|----------------------|-------------|-----|--------------|------------------|---------------|--|
| <b>Federal Agency Issues - Coupon</b> |              |                            |               |                      |                      |                      |             |     |              |                  |               |  |
| 3133EFAS6                             | FAC0238      | FED FARM CR BK             | 08/26/2015    | 1,000,000.00         | 1,004,420.00         | 1,000,000.00         | 1.670       | AA+ | 1.670        | 1,273            | 08/26/2019    |  |
| 3135G0ZY2                             | FAC0231      | Fannie Mae                 | 02/20/2015    | 2,000,000.00         | 2,040,180.00         | 2,008,963.66         | 1.750       | AA+ | 1.642        | 1,365            | 11/26/2019    |  |
| 3133EEW55                             | FAC0236      | FED FARM CR BK             | 06/19/2015    | 2,000,000.00         | 2,035,120.00         | 2,001,898.00         | 1.800       | AA+ | 1.780        | 1,567            | 06/15/2020    |  |
| 3130A6DM6                             | FAC0239      | Federal Home Loan Bank     | 09/18/2015    | 1,000,000.00         | 1,005,410.00         | 1,000,000.00         | 1.000       | AA+ | 1.000        | 1,662            | 09/18/2020    |  |
| 3134G8FZ7                             | FAC0244      | Federal Home Loan Mortgage | 12/30/2015    | 2,000,000.00         | 2,002,860.00         | 2,000,000.00         | 2.000       | AA+ | 2.000        | 1,765            | 12/30/2020    |  |
| <b>Subtotal and Average</b>           |              |                            |               | <b>46,000,000.00</b> | <b>46,478,210.00</b> | <b>46,210,381.19</b> |             |     | <b>1.270</b> | <b>866</b>       |               |  |
| <b>Total and Average</b>              |              |                            |               | <b>91,056,000.00</b> | <b>91,698,353.29</b> | <b>91,373,882.28</b> |             |     | <b>1.052</b> | <b>560</b>       |               |  |

**CITY OF MANHATTAN BEACH**  
**Portfolio Management**  
**Portfolio Details - Cash**  
**February 29, 2016**

| CUSIP                    | Investment # | Issuer     | Purchase Date                     | Par Value            | Market Value         | Book Value           | Stated Rate | S&P | YTM 365      | Days to Maturity |
|--------------------------|--------------|------------|-----------------------------------|----------------------|----------------------|----------------------|-------------|-----|--------------|------------------|
| <b>Money Market Fund</b> |              |            |                                   |                      |                      |                      |             |     |              |                  |
| SYS39903-39902           | 39901        | UNION BANK | 06/01/2003                        | 1,906,143.69         | 1,906,143.69         | 1,906,143.69         |             |     | 0.000        | 1                |
|                          |              |            | Accrued Interest at Purchase      |                      | 23,546.31            | 23,546.31            |             |     |              | 1                |
|                          |              |            | Subtotal                          |                      | 1,929,690.00         | 1,929,690.00         |             |     |              |                  |
|                          |              |            | <b>Total Cash and Investments</b> | <b>92,962,143.69</b> | <b>93,628,043.29</b> | <b>93,303,572.28</b> |             |     | <b>1.052</b> | <b>560</b>       |

**City of Manhattan Beach  
Investment Portfolio Summary  
As of February 29, 2016**

| <b>PORTFOLIO PROFILE</b>                 | <b>Feb 29, 2016</b> | <b>Jan 31, 2016</b> | <b>Dec 31, 2015</b> | <b>Nov 30, 2015</b> | <b>Oct 31, 2015</b> |
|--|---------------------|---------------------|---------------------|---------------------|---------------------|
| Total Book Value (Excluding Trust Funds) | \$91,373,882        | \$88,118,882        | \$89,368,882        | \$83,705,810        | \$85,205,810        |
| Increase/(Decrease) from Prior Period    | 3,255,000           | (1,250,000)         | 5,663,072           | (1,500,000)         | (146,040)           |
| Percentage Change                        | 3.7%                | (1.4%)              | 6.8%                | (1.8%)              | (0.2%)              |
| Average Yield to Maturity (365 Days)     | 1.052%              | 1.069%              | 1.049%              | 0.996%              | 0.980%              |
| Increase/(Decrease) from Prior Period    | (0.017%)            | 0.021%              | 0.053%              | 0.016%              | 0.003%              |

**PORTFOLIO ALLOCATIONS**

| <b>By Security</b>      | <b>Value (Par)</b>  | <b>Percent</b> | <b>Par YTM</b> | <b>Time Horizon</b> | <b>Percent</b> |
|-------------------------|---------------------|----------------|----------------|---------------------|----------------|
| LAIF*                   | \$25,200,000        | 27.68%         | 0.467%         | Next 12 months      | 44%            |
| Certificates of Deposit | 5,356,000           | 5.9%           | 1.092%         | Months 13-24        | 21%            |
| Medium Term Notes       | 14,500,000          | 15.9%          | 1.358%         | Months 25-36        | 18%            |
| Federal Agencies        | 46,000,000          | 50.5%          | 1.270%         | Months 37-48        | 10%            |
| <b>Total</b>            | <b>\$91,056,000</b> | <b>100.0%</b>  | <b>1.051%</b>  | <b>Total</b>        | <b>100.0%</b>  |

\*LAIF YTM as of February 29, 2016

**RECENT ACTIVITY**

| <b>Security</b>             | <b>Date of Activity</b> | <b>Maturity Date</b> | <b>Purchase (Par)</b> | <b>Maturing/Call</b> | <b>YTM</b>    |
|-----------------------------|-------------------------|----------------------|-----------------------|----------------------|---------------|
| MTN - 0.9% Coupon           | 12/4/2015               | 5/12/2017            | 1,000,000             |                      | 0.770%        |
| FHLMC - 1.3% Coupon         | 12/29/2015              | 6/29/2018            | 2,000,000             |                      | 1.300%        |
| FHLMC - 2% Coupon           | 12/30/2015              | 12/30/2020           | 2,000,000             |                      | 2.000%        |
| MTN - 1.25% Coupon          | 12/30/2015              | 2/8/2018             | 1,000,000             |                      | 1.383%        |
| MTN - 1.7% Coupon           | 12/30/2015              | 12/15/2019           | 1,000,000             |                      | 1.861%        |
| <b>Total Purchases</b>      |                         |                      | <b>\$7,000,000</b>    |                      | <b>1.516%</b> |
| Matured: MTN - 0.65% Coupon | 12/7/2015               | 12/7/2015            |                       | 1,000,000            | 0.550%        |
| Called: CD - 0.75% Coupon   | 12/28/2015              | 3/28/2017            |                       | 245,000              | 0.750%        |
| Matured: CD - 0.7% Coupon   | 2/29/2016               | 2/29/2016            |                       | 245,000              | 0.700%        |
| <b>Total Maturing/Calls</b> |                         |                      |                       | <b>\$1,490,000</b>   | <b>0.608%</b> |

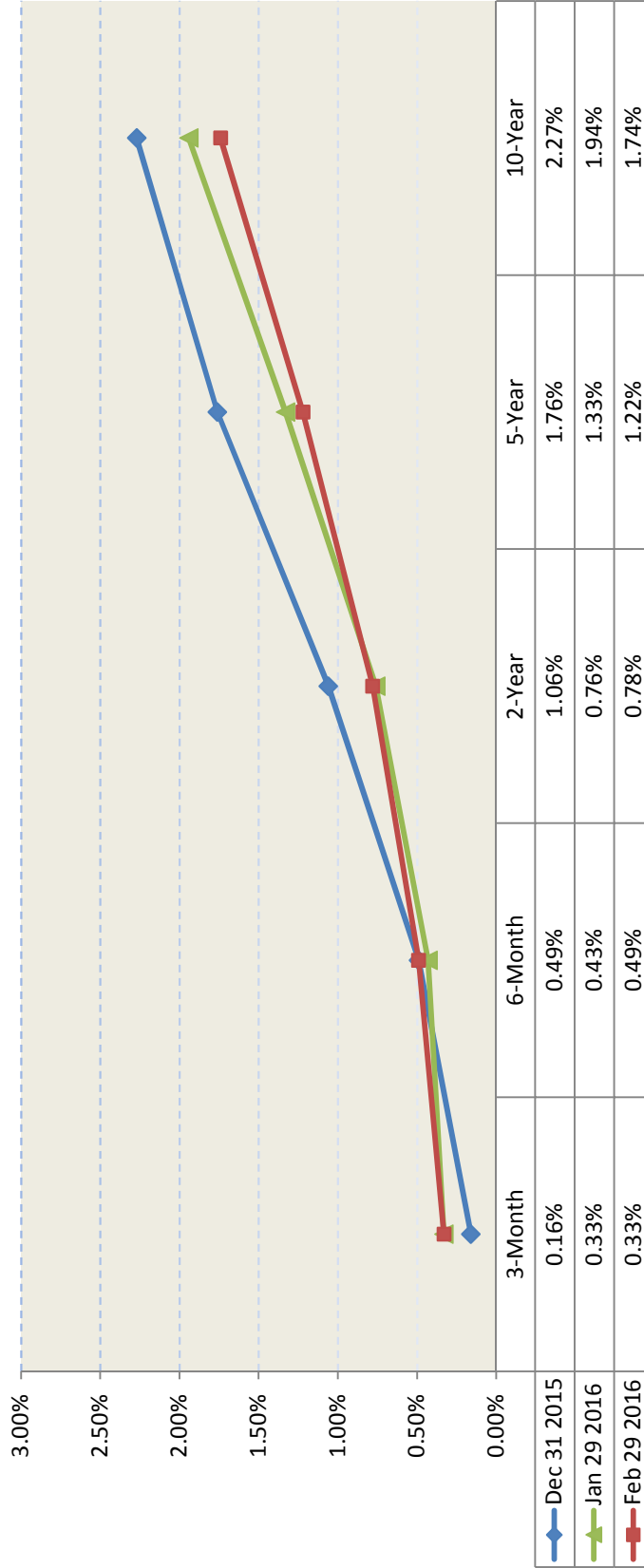
**City of Manhattan Beach  
Investment Portfolio Summary  
As of February 29, 2016**

| PORTFOLIO FUNDS HELD IN TRUST       | Value              |
|-------------------------------------|--------------------|
| Police/Fire Refund Delivery Cost    | \$2                |
| Marine Avenue                       | 18,922             |
| Meltox & Water/Wastewater Refunding | 8                  |
| UUAD Assessment Funds               | 1,541,798          |
| <b>Total Funds Held in Trust</b>    | <b>\$1,560,730</b> |

*As of February 29, 2016*

**US Treasuries Yield Curve**

[www.treas.gov](http://www.treas.gov)



**CITY OF MANHATTAN BEACH**  
**Portfolio Maturity Structure**  
*March 2016 through February 2021*

**HELD TO MATURITY**  
**Rolling 60 Months**

| Mth                                       | Mat.     | YTM  | Inv  | Call | Amt             | Mth    | Mat.     | YTM   | Inv   | Call     | Amt             | Mth    | Mat.     | YTM   | Inv   | Call     | Amt            |
|---|----------|------|------|------|-----------------|--------|----------|-------|-------|----------|-----------------|--------|----------|-------|-------|----------|----------------|
| Mar 16                                    | 3/21/16  | 1.2% | CD   | nc   | \$0.2M          | Mar 17 | 3/28/17  | 0.75% | CD    | nc       | \$0.2M          | Mar 18 | 3/28/18  | 1.00% | CD    | nc       | \$0.2M         |
| Apr 16                                    |          |      |      |      |                 | Apr 17 | 4/28/17  | 0.75% | CD    | nc       | \$0.2M          | Apr 18 | 4/4/18   | 0.95% | CD    | nc       | \$0.2M         |
| May 16                                    | 5/9/16   | 1.3% | MTN  | nc   | \$2.0M          | May 17 | 5/12/17  | 0.77% | MTN   | nc       | \$1.0M          | May 18 |          |       |       |          |                |
| Jun 16                                    | 6/8/16   | 1.2% | MTN  | nc   | \$1.0M          | Jun 17 |          |       |       |          |                 | Jun 18 | 6/29/18  | 1.30% | FHLMC | 3/29/16  | \$2.0M         |
|   | 6/2/16   | 0.8% | CD   | nc   | \$0.2M          |        |          |       |       |          |                 | Jun 18 | 6/15/18  | 1.73% | MTN   | MMW: 10  | \$1.0M         |
|   | 6/10/16  | 1.2% | FHLB | nc   | \$1.0M          |        |          |       |       |          |                 | Jul 17 | 7/27/17  | 1.10% | CD    | nc       | \$0.2M         |
| Jul 16                                    |          |      |      |      |                 | Jul 17 | 7/27/17  | 1.10% | CD    | nc       | \$0.2M          | Aug 17 | 8/8/17   | 0.74% | FHLMC | nc       | \$3.0M         |
| Aug 16                                    | 8/29/16  | 0.9% | CD   | nc   | \$0.2M          | Aug 17 | 8/8/17   | 0.74% | FHLMC | nc       | \$3.0M          | Aug 18 | 8/27/18  | 1.21% | FNMA  | 5/27/16  | \$2.0M         |
|   |          |      |      |      |                 |        | 8/29/17  | 1.05% | CD    | 2/28/13  | \$0.2M          |        | 8/26/19  | 1.67% | FFCB  | 8/26/16  | \$1.0M         |
|   |          |      |      |      |                 |        | 8/25/17  | 0.82% | FHLMC | nc       | \$1.0M          | Sep 17 | 9/18/18  | 1.32% | FNMA  | nc       | \$2.0M         |
| Sep 16                                    | 9/28/16  | 1.2% | FNMA | nc   | \$2.0M          | Sep 17 | 9/19/17  | 1.18% | FHLB  | nc       | \$3.0M          | Sep 18 | 9/14/18  | 0.94% | FHLB  | nc       | \$1.0M         |
|   | 9/29/16  | 0.8% | MTN  | nc   | \$1.0M          |        | 9/18/17  | 1.19% | FFCB  | nc       | \$2.0M          | Oct 17 | 10/5/17  | 1.14% | MTN   | 12/21/12 | \$1.0M         |
|   |          |      |      |      |                 |        | 9/29/17  | 0.64% | FHLMC | nc       | \$1.0M          | Oct 18 | 10/15/18 | 1.39% | TVA   | nc       | \$2.0M         |
| Oct 16                                    | 10/14/16 | 0.6% | FHLB | nc   | \$2.0M          | Oct 17 | 10/5/17  | 1.14% | MTN   | 12/21/12 | \$1.0M          | Nov 17 | 11/21/17 | 1.15% | CD    | nc       | \$0.2M         |
|   |          |      |      |      |                 |        | 10/15/17 | 1.35% | MTN   | MMW: 10  | \$1.0M          | Nov 18 | 11/21/18 | 1.55% | FHLB  | nc       | \$1.0M         |
| Nov 16                                    | 11/22/16 | 0.8% | CD   | nc   | \$0.2M          | Nov 17 | 11/21/17 | 1.15% | CD    | nc       | \$0.2M          | Dec 17 | 12/21/17 | 1.20% | CD    | nc       | \$0.2M         |
|   | 11/28/16 | 0.8% | CD   | nc   | \$0.2M          |        |          |       |       |          |                 | Dec 18 | 12/14/18 | 1.78% | FHLB  | nc       | \$1.0M         |
|   | 11/28/16 | 0.9% | CD   | nc   | \$0.2M          |        |          |       |       |          |                 | Dec 19 | 12/15/19 | 1.86% | MTN   | nc       | \$1.0M         |
| Dec 16                                    | 12/15/16 | 1.3% | MTN  | nc   | \$0.5M          | Dec 17 | 12/21/17 | 1.20% | CD    | nc       | \$0.2M          | Jan 19 |          |       |       |          |                |
|   | 12/29/16 | 2.1% | CD   | nc   | \$0.2M          |        | 12/26/17 | 1.00% | CD    | nc       | \$0.2M          | Feb 19 | 2/19/19  | 1.48% | FNMA  | nc       | \$1.0M         |
|   | 12/15/16 | 0.8% | FFCB | nc   | \$2.0M          |        | 12/29/17 | 1.21% | FFCB  | nc       | \$2.0M          | Feb 20 | 2/19/19  | 1.42% | FNMA  | nc       | \$2.0M         |
|   |          |      |      |      |                 |        | 12/5/17  | 1.17% | MTN   | MMW: 7.5 | \$1.0M          | Jan 20 |          |       |       |          |                |
| Jan 17                                    | 1/5/17   | 2.1% | CD   | nc   | \$0.2M          | Jan 18 |          |       |       |          |                 | Jan 21 |          |       |       |          |                |
|   | 1/31/17  | 1.1% | MTN  | nc   | \$1.0M          |        |          |       |       |          |                 | Feb 20 |          |       |       |          |                |
| Feb 17                                    | 2/14/17  | 0.8% | CD   | nc   | \$0.2M          | Feb 18 | 2/20/18  | 1.30% | CD    | nc       | \$0.2M          | Feb 21 |          |       |       |          |                |
|   | 2/15/17  | 1.6% | CD   | nc   | \$0.2M          |        | 2/26/18  | 1.30% | CD    | nc       | \$0.2M          |        |          |       |       |          |                |
| <b>Total By Year (excl LAIF)</b>          |          |      |      |      | <b>\$15.20m</b> |        |          |       |       |          | <b>\$19.17m</b> |        |          |       |       |          | <b>\$9.00m</b> |
| <b>% of Total Securities (excl LAIF)</b>  |          |      |      |      | <b>23%</b>      |        |          |       |       |          | <b>25%</b>      |        |          |       |       |          | <b>14%</b>     |
| <b>% of Total Investments (incl LAIF)</b> |          |      |      |      | <b>44%</b>      |        |          |       |       |          | <b>18%</b>      |        |          |       |       |          | <b>10%</b>     |

|                          |             |                |
|--------------------------|-------------|----------------|
| Total Securities         | 72%         | \$65.9M        |
| LAIF                     | 28%         | \$25.2M        |
| <b>Total Investments</b> | <b>100%</b> | <b>\$91.1M</b> |

Shaded rows indicate months with significant cash inflows.

**City of Manhattan Beach  
Investment Policy Compliance Chart**

As of February 29, 2016

| Instrument                                     | Local Agency Investment Fund (LAIF) | % of Total | Dollar Compliance Limit | Compliant?    | Percentage Compliance Limit | Compliant? | Term Compliance Limit | Compliant? |
|--|-------------------------------------|------------|-------------------------|---------------|-----------------------------|------------|-----------------------|------------|
|  |                                     |            |                         |               |                             |            |                       |            |
| <b>Certificates of Deposit</b>                 |                                     |            |                         |               |                             |            |                       |            |
| Discover Bank (5649)                           |                                     |            | \$245,000               | Yes           | 5.0%                        | Yes        | 5 Years               | Yes        |
| First Merit Bank (13675)                       |                                     | 0.3%       | 245,000                 | Yes           | 5.0%                        | Yes        | 5 Years               | Yes        |
| First Bank NC (15019)                          |                                     | 0.3%       | 245,000                 | Yes           | 5.0%                        | Yes        | 5 Years               | Yes        |
| Flushing SB NY (16049)                         |                                     | 0.3%       | 245,000                 | Yes           | 5.0%                        | Yes        | 5 Years               | Yes        |
| Citizens Deposit Bk (16852)                    |                                     | 0.2%       | 211,000                 | Yes           | 5.0%                        | Yes        | 5 Years               | Yes        |
| Webster Bank (18221)                           |                                     | 0.3%       | 245,000                 | Yes           | 5.0%                        | Yes        | 5 Years               | Yes        |
| Boston Private Bank & Trust (24811)            |                                     | 0.3%       | 245,000                 | Yes           | 5.0%                        | Yes        | 5 Years               | Yes        |
| Pyramax Bank (29120)                           |                                     | 0.3%       | 245,000                 | Yes           | 5.0%                        | Yes        | 5 Years               | Yes        |
| Third Fed Svcs Bk (30012)                      |                                     | 0.3%       | 245,000                 | Yes           | 5.0%                        | Yes        | 5 Years               | Yes        |
| Washington Federal (30570)                     |                                     | 0.3%       | 245,000                 | Yes           | 5.0%                        | Yes        | 5 Years               | Yes        |
| Goldman Sachs Bk (33124)                       |                                     | 0.3%       | 245,000                 | Yes           | 5.0%                        | Yes        | 5 Years               | Yes        |
| Bank of NC (33527)                             |                                     | 0.3%       | 245,000                 | Yes           | 5.0%                        | Yes        | 5 Years               | Yes        |
| State Bank of India NY (33682)                 |                                     | 0.3%       | 245,000                 | Yes           | 5.0%                        | Yes        | 5 Years               | Yes        |
| GE Cap Financial Inc (GE Capital Bank - 33778) |                                     | 0.3%       | 245,000                 | Yes           | 5.0%                        | Yes        | 5 Years               | Yes        |
| First Sentry Bank (34241)                      |                                     | 0.3%       | 245,000                 | Yes           | 5.0%                        | Yes        | 5 Years               | Yes        |
| EverBank (34775)                               |                                     | 0.3%       | 245,000                 | Yes           | 5.0%                        | Yes        | 5 Years               | Yes        |
| Bank of Holland (34862)                        |                                     | 0.3%       | 245,000                 | Yes           | 5.0%                        | Yes        | 5 Years               | Yes        |
| Comenity Capital (57570)                       |                                     | 0.3%       | 245,000                 | Yes           | 5.0%                        | Yes        | 5 Years               | Yes        |
| Aly Bank (57803)                               |                                     | 0.3%       | 245,000                 | Yes           | 5.0%                        | Yes        | 5 Years               | Yes        |
| Marlin Business Bank (58267)                   |                                     | 0.3%       | 245,000                 | Yes           | 5.0%                        | Yes        | 5 Years               | Yes        |
| USNY Bank (58541)                              |                                     | 0.3%       | 245,000                 | Yes           | 5.0%                        | Yes        | 5 Years               | Yes        |
| Crossfirst Bank (58648)                        |                                     | 0.3%       | 245,000                 | Yes           | 5.0%                        | Yes        | 5 Years               | Yes        |
| <b>Total Certificates of Deposit (22)</b>      |                                     |            | <b>\$5,356,000</b>      | <b>5.9%</b>   | <b>20.0%</b>                | <b>Yes</b> |                       |            |
| <b>Medium Term (Corporate) Notes</b>           |                                     |            |                         |               |                             |            |                       |            |
| Costco   |                                     | 1.1%       | 1,000,000               | Yes           | 5.0%                        | Yes        | 5 Years               | Yes        |
| <b>Total Consumer Staples Sector</b>           |                                     |            | <b>\$1,000,000</b>      | <b>1.1%</b>   | <b>10.0%</b>                | <b>Yes</b> |                       |            |
| Berkshire Hathaway                             |                                     | 1.1%       | \$1,000,000             | Yes           | 5.0%                        | Yes        | 5 Years               | Yes        |
| GE Cap Corp                                    |                                     | 2.2%       | 2,000,000               | Yes           | 5.0%                        | Yes        | 5 Years               | Yes        |
| Wells Fargo & Co                               |                                     | 0.5%       | 500,000                 | Yes           | 5.0%                        | Yes        | 5 Years               | Yes        |
| Toyota Motor Credit                            |                                     | 1.1%       | 1,000,000               | Yes           | 5.0%                        | Yes        | 5 Years               | Yes        |
| Union Bank                                     |                                     | 1.1%       | 1,000,000               | Yes           | 10.0%                       | Yes        | 5 Years               | Yes        |
| <b>Total Financial Sector</b>                  |                                     |            | <b>\$5,500,000</b>      | <b>6.0%</b>   | <b>10.0%</b>                | <b>Yes</b> |                       |            |
| Chevron  |                                     | 1.1%       | 1,000,000               | Yes           | 5.0%                        | Yes        | 5 Years               | Yes        |
| Exxon Mobil                                    |                                     | 1.1%       | 1,000,000               | Yes           | 5.0%                        | Yes        | 5 Years               | Yes        |
| <b>Total Energy Sector</b>                     |                                     |            | <b>\$2,000,000</b>      | <b>2.2%</b>   | <b>10.0%</b>                | <b>Yes</b> |                       |            |
| Pfizer Inc                                     |                                     | 1.1%       | 1,000,000               | Yes           | 5.0%                        | Yes        | 5 Years               | Yes        |
| <b>Total Healthcare Sector</b>                 |                                     |            | <b>\$1,000,000</b>      | <b>1.1%</b>   | <b>10.0%</b>                | <b>Yes</b> |                       |            |
| 3M   |                                     | 1.1%       | 1,000,000               | Yes           | 5.0%                        | Yes        | 5 Years               | Yes        |
| <b>Total Materials Sector</b>                  |                                     |            | <b>\$1,000,000</b>      | <b>1.1%</b>   | <b>10.0%</b>                | <b>Yes</b> |                       |            |
| Apple Inc                                      |                                     | 1.1%       | 1,000,000               | Yes           | 5.0%                        | Yes        | 5 Years               | Yes        |
| Microsoft                                      |                                     | 1.1%       | 1,000,000               | Yes           | 5.0%                        | Yes        | 5 Years               | Yes        |
| Oracle   |                                     | 1.1%       | 1,000,000               | Yes           | 5.0%                        | Yes        | 5 Years               | Yes        |
| IBM  |                                     | 1.1%       | 1,000,000               | Yes           | 5.0%                        | Yes        | 5 Years               | Yes        |
| <b>Total Technology Sector</b>                 |                                     |            | <b>\$4,000,000</b>      | <b>4.4%</b>   | <b>10.0%</b>                | <b>Yes</b> |                       |            |
| <b>Total Medium Term Notes (14)</b>            |                                     |            | <b>\$14,500,000</b>     | <b>15.9%</b>  | <b>20.0%</b>                | <b>Yes</b> |                       |            |
| <b>Federal Agencies</b>                        |                                     |            |                         |               |                             |            |                       |            |
| Federal Home Loan Bank (FHLLB)                 |                                     | 11.0%      | \$10,000,000            | Yes           | 33.3%                       | Yes        | 5 Years               | Yes        |
| Federal Farm Credit (FFCB)                     |                                     | 12.1%      | 11,000,000              | Yes           | 33.3%                       | Yes        | 5 Years               | Yes        |
| Fannie Mae (FNMA)                              |                                     | 12.1%      | 11,000,000              | Yes           | 33.3%                       | Yes        | 5 Years               | Yes        |
| Freddie Mac (FHLMC)                            |                                     | 12.1%      | 11,000,000              | Yes           | 33.3%                       | Yes        | 5 Years               | Yes        |
| Tenn Valley Authority (TVA)                    |                                     | 3.3%       | 3,000,000               | Yes           | 33.3%                       | Yes        | 5 Years               | Yes        |
| <b>Total Federal Agencies (27)</b>             |                                     |            | <b>\$46,000,000</b>     | <b>50.5%</b>  | <b>100.0%</b>               | <b>Yes</b> |                       |            |
| <b>Total Portfolio</b>                         |                                     |            | <b>\$91,056,000</b>     | <b>100.0%</b> |                             |            |                       |            |

**CITY OF MANHATTAN BEACH**  
**February 28, 2016**

| <b><u>Investments</u></b>                          | <b>Book Value</b>                    |
|--|--------------------------------------|
| LAIF   | \$25,200,000.00                      |
| Medium Term Notes                                  | 14,607,501.09                        |
| Federal Agency Issues-Coupon                       | 46,210,381.19                        |
| Certificates of Deposit                            | 5,356,000.00                         |
| <b>Subtotal Investments</b>                        | <b><u>\$91,373,882.28</u></b>        |
| <br>   |                                      |
| <b><u>Demand Deposit/Petty Cash</u></b>            |                                      |
| Cash in Bank                                       | \$1,906,143.69                       |
| Petty Cash   | 2,434.10                             |
| <b>Subtotal Demand Deposit</b>                     | <b><u>\$1,908,577.79</u></b>         |
| <br>   |                                      |
| <b><u>Subtotal City Cash &amp; Investments</u></b> | <b><u>\$93,282,460.07</u></b>        |
| <br>   |                                      |
| <b><u>Bond Funds Held in Trust</u></b>             |                                      |
| Police Fire Refund Delivery Cost                   | 2.03                                 |
| Marine   | 18,921.56                            |
| Metlox & Water/Wastewater Refunding                | 8.49                                 |
| Utility Assessment Dist                            | 1,541,797.89                         |
| <b>Subtotal Bonds Held in Trust</b>                | <b><u>\$1,560,729.97</u></b>         |
| <b>Treasurer's Balance</b>                         | <b><u><u>\$94,843,190.04</u></u></b> |



**JOHN CHIANG  
TREASURER  
STATE OF CALIFORNIA**



**PMIA Performance Report**

| Date     | Daily Yield* | Quarter to Date Yield | Average Maturity (in days) |
|----------|--------------|-----------------------|----------------------------|
| 02/22/16 | 0.47         | 0.45                  | 156                        |
| 02/23/16 | 0.47         | 0.45                  | 155                        |
| 02/24/16 | 0.47         | 0.45                  | 154                        |
| 02/25/16 | 0.47         | 0.45                  | 152                        |
| 02/26/16 | 0.47         | 0.46                  | 155                        |
| 02/27/16 | 0.47         | 0.46                  | 155                        |
| 02/28/16 | 0.47         | 0.46                  | 155                        |
| 02/29/16 | 0.49         | 0.46                  | 159                        |
| 03/01/16 | 0.50         | 0.46                  | 169                        |
| 03/02/16 | 0.50         | 0.46                  | 171                        |
| 03/03/16 | 0.50         | 0.46                  | 170                        |
| 03/04/16 | 0.50         | 0.46                  | 168                        |
| 03/05/16 | 0.50         | 0.46                  | 168                        |
| 03/06/16 | 0.50         | 0.46                  | 168                        |

\*Daily yield does not reflect capital gains or losses

**LAIF Performance Report**

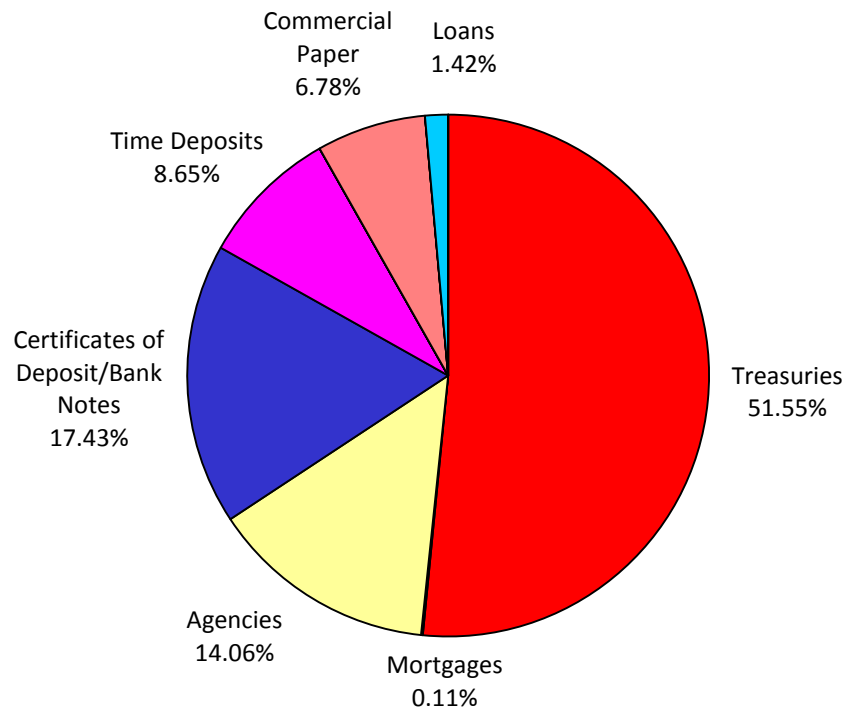
**Quarter Ending 12/31/15**

Apportionment Rate: 0.37%  
 Earnings Ratio: 0.00001006140492611  
 Fair Value Factor: 0.999186963  
 Daily: 0.43%  
 Quarter to Date: 0.38%  
 Average Life: 179

**PMIA Average Monthly Effective Yields**

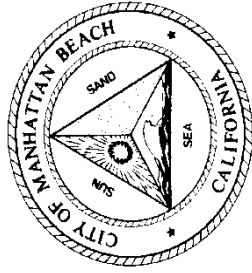
**FEB 2016 0.467%**  
 JAN 2016 0.446%  
 DEC 2015 0.400%

**Pooled Money Investment Account  
Portfolio Composition  
1/31/16  
\$65.3 billion**





# City of Manhattan Beach



## Month End Report February 2016 Fiscal Year 2015-2016

City of Manhattan Beach  
 Fiscal Year 2015-2016  
 Period 8 - February

Data Date: 3/31/2016  
 Percent Year: 66.7%

General Fund Expenditures By Department

|                           | Annual Budget | Current Month | YTD Expend. | YTD Encumb. | Available Budget | Percent Utilized* |
|---------------------------|---------------|---------------|-------------|-------------|------------------|-------------------|
| 11 Management Services    | 6,346,323     | 2,150,854     | 4,411,419   | 105,934     | 1,828,970        | 71.18             |
| 12 Finance                | 3,509,555     | 238,490       | 2,049,907   | 22,356      | 1,437,292        | 59.05             |
| 13 Human Resources        | 1,333,155     | 90,320        | 696,217     | 25,538      | 611,400          | 54.14             |
| 14 Parks and Recreation   | 7,871,214     | 473,890       | 4,662,983   | 1,952       | 3,206,279        | 59.27             |
| 15 Police                 | 23,605,516    | 1,937,048     | 15,701,192  | -           | 7,904,324        | 66.51             |
| 16 Fire                   | 12,306,025    | 908,148       | 7,778,654   | 107,977     | 4,419,393        | 64.09             |
| 17 Community Development  | 5,104,803     | 289,133       | 2,472,401   | 426,558     | 2,205,845        | 56.79             |
| 18 Public Works           | 6,745,431     | 572,774       | 3,803,252   | 127,503     | 2,814,676        | 58.27             |
| 19 Information Technology | 344,104       | 17,315        | 199,501     | -           | 144,603          | 57.98             |
| 100 General Fund          | 67,166,124    | 6,677,973     | 41,775,526  | 817,816     | 24,572,782       | 63.41             |

\*Percent Utilized includes YTD encumbrances.

**City of Manhattan Beach**  
**Fiscal Year 2016 Statement of Revenues & Expenditures**  
**February 29, 2016**

% of Year  
66.7%

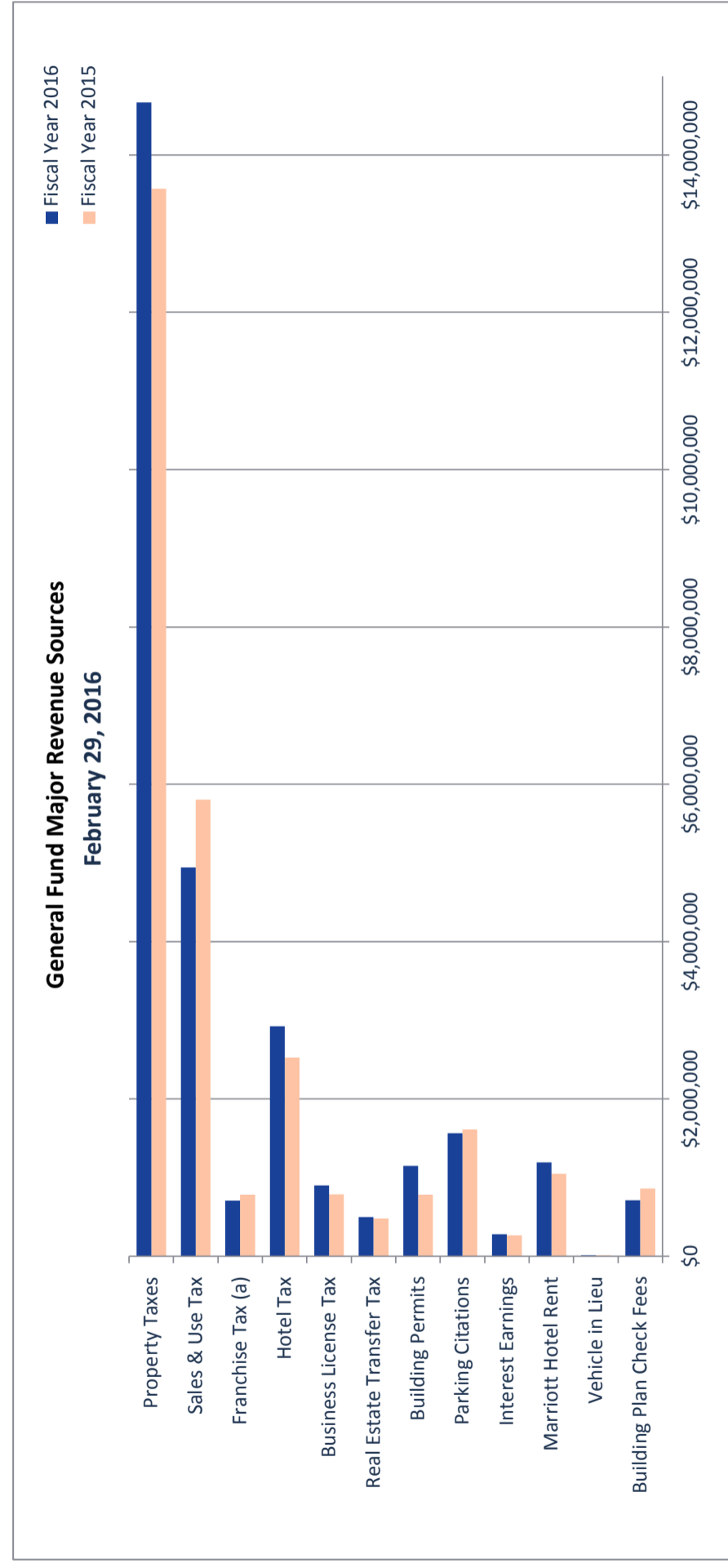
| <u>Fund Title</u>                            | <u>Fund No.</u> | Current Year Activity   |                     |                   |                              |                         |              | <u>YTD Expenditures</u> | <u>% Expended</u> |
|--|-----------------|-------------------------|---------------------|-------------------|------------------------------|-------------------------|--------------|-------------------------|-------------------|
|  |                 | <u>Budgeted Revenue</u> | <u>YTD Revenues</u> | <u>% Realized</u> | <u>Budgeted Expenditures</u> | <u>YTD Expenditures</u> | <u>%</u>     |                         |                   |
| General Fund                                 | 100             | \$63,686,994            | \$37,747,700        | 59.3%             | \$67,166,124                 | \$41,775,526            | 62.2%        |                         |                   |
| Street Lighting & Landscaping Fund           | 201             | 397,180                 | 234,456             | 59.0%             | 618,329                      | 332,792                 | 53.8%        |                         |                   |
| Gas Tax Fund                                 | 205             | 3,141,806               | 774,684             | 24.7%             | 4,965,767                    | 238,667                 | 4.8%         |                         |                   |
| Asset Forfeiture                             | 210             | 7,300                   | 31,882              | 436.7%            | 215,950                      | 108,170                 | 50.1%        |                         |                   |
| Police Safety Grants                         | 211             | 101,200                 | 115,379             | 114.0%            | 177,982                      | 71,537                  | 40.2%        |                         |                   |
| Federal & State Grants                       | 220             | -                       | -                   | n/a               | -                            | -                       | n/a          |                         |                   |
| Prop A Fund                                  | 230             | 670,395                 | 443,732             | 66.2%             | 931,203                      | 638,797                 | 68.6%        |                         |                   |
| Prop C Fund                                  | 231             | 18,107,201              | 891,603             | 4.9%              | 21,864,658                   | 439,753                 | 2.0%         |                         |                   |
| AB 2766 Fund                                 | 232             | 74,197                  | 12,214              | 16.5%             | 190,869                      | 58,851                  | 30.8%        |                         |                   |
| Measure R                                    | 233             | 407,740                 | 277,115             | 68.0%             | 510,000                      | -                       | 0.0%         |                         |                   |
| Capital Improvements Fund                    | 401             | 4,247,338               | 1,056,245           | 24.9%             | 11,464,025                   | 1,648,618               | 14.4%        |                         |                   |
| Underground Assessment District Construction | 403             | 1,200                   | 999                 | 83.2%             | -                            | -                       | n/a          |                         |                   |
| Water Fund                                   | 501             | 16,063,977              | 9,985,756           | 62.2%             | 17,383,702                   | 6,213,738               | 35.7%        |                         |                   |
| Storm Drain Fund                             | 502             | 353,406                 | 192,784             | 54.6%             | 2,414,521                    | 475,740                 | 19.7%        |                         |                   |
| Wastewater Fund                              | 503             | 3,543,910               | 2,241,475           | 63.2%             | 4,356,118                    | 975,840                 | 22.4%        |                         |                   |
| Refuse Fund                                  | 510             | 4,190,074               | 2,800,714           | 66.8%             | 4,304,790                    | 2,213,800               | 51.4%        |                         |                   |
| Parking Fund                                 | 520             | 2,503,797               | 1,554,646           | 62.1%             | 3,177,352                    | 1,642,551               | 51.7%        |                         |                   |
| County Parking Lots Fund                     | 521             | 809,000                 | 522,425             | 64.6%             | 651,650                      | 122,875                 | 18.9%        |                         |                   |
| State Pier & Parking Lot Fund                | 522             | 617,274                 | 383,207             | 62.1%             | 1,940,415                    | 403,969                 | 20.8%        |                         |                   |
| Insurance Reserve Fund                       | 601             | 6,280,680               | 4,271,612           | 68.0%             | 6,244,606                    | 3,879,496               | 62.1%        |                         |                   |
| Information Systems Reserve Fund             | 605             | 2,283,351               | 1,522,232           | 66.7%             | 3,131,590                    | 1,291,594               | 41.2%        |                         |                   |
| Fleet Management Fund                        | 610             | 2,447,895               | 1,611,725           | 65.8%             | 2,397,074                    | 1,110,315               | 46.3%        |                         |                   |
| Building Maintenance & Operation Fund        | 615             | 1,781,814               | 985,398             | 55.3%             | 1,799,899                    | 977,300                 | 54.3%        |                         |                   |
| Special Assessment Debt Service              | 710             | 965,000                 | 579,846             | 60.1%             | 950,038                      | 949,942                 | 100.0%       |                         |                   |
| City Pension Fund                            | 801             | 171,900                 | 7,211               | 4.2%              | 235,565                      | 146,390                 | 62.1%        |                         |                   |
|  |                 | <b>\$132,854,629</b>    | <b>\$68,245,036</b> | <b>51.4%</b>      | <b>\$157,092,227</b>         | <b>\$65,716,260</b>     | <b>41.8%</b> |                         |                   |

**City of Manhattan Beach  
Fiscal Year 2016 General Fund Major Revenue Trends  
February 29, 2016**

Percent of Year  
66.7%

| Major Revenue Accounts              | Fund No. | Year-To-Date Actuals |                   |                   |                   |                   | FY 2016           |                   |               |
|-------------------------------------|----------|----------------------|-------------------|-------------------|-------------------|-------------------|-------------------|-------------------|---------------|
|                                     |          | 2011                 | 2012              | 2013              | 2014              | 2015              | 2016              | Adj Budget        | Realized      |
| Property Taxes                      | 100      | 11,044,173           | 11,294,848        | 12,312,875        | 12,861,957        | 13,572,798        | 14,670,198        | 25,948,000        | 56.54%        |
| Sales & Use Tax                     | 100      | 5,236,511            | 5,593,981         | 5,837,188         | 5,897,904         | 5,804,707         | 4,944,397         | 8,450,000         | 58.51%        |
| Franchise Tax (a)                   | 100      | 581,563              | 615,219           | 665,103           | 691,227           | 783,035           | 706,775           | 1,425,000         | 49.60%        |
| Hotel Tax                           | 100      | 1,849,456            | 1,805,149         | 2,217,251         | 2,404,423         | 2,524,814         | 2,923,146         | 4,130,900         | 70.76%        |
| Business License Tax                | 100      | 516,095              | 723,382           | 697,487           | 712,411           | 786,585           | 901,779           | 3,165,000         | 28.49%        |
| Real Estate Transfer Tax            | 100      | 242,001              | 312,926           | 372,957           | 362,192           | 481,971           | 499,114           | 775,000           | 64.40%        |
| Building Permits                    | 100      | 527,898              | 517,793           | 544,843           | 700,497           | 781,746           | 1,150,032         | 1,795,000         | 64.07%        |
| Parking Citations                   | 100      | 1,715,757            | 1,826,119         | 1,500,790         | 1,567,397         | 1,613,833         | 1,565,235         | 2,706,000         | 57.84%        |
| Interest Earnings                   | 100      | 327,949              | 324,081           | 382,706           | 322,788           | 268,119           | 278,287           | 516,350           | 53.89%        |
| Marriott Hotel Rent                 | 100      | 696,831              | 576,182           | 827,157           | 931,857           | 1,049,625         | 1,195,392         | 1,395,000         | 85.69%        |
| Vehicle in Lieu                     | 100      | 80,265               | 95,915            | 18,887            | 15,631            | 15,099            | 14,430            | -                 | -             |
| Building Plan Check Fees            | 100      | 504,762              | 621,694           | 663,186           | 865,371           | 862,311           | 713,924           | 1,629,000         | 43.83%        |
| <b>Total Major Revenue Accounts</b> |          | <b>23,323,263</b>    | <b>24,307,287</b> | <b>26,040,429</b> | <b>27,333,654</b> | <b>28,544,642</b> | <b>29,562,708</b> | <b>51,935,250</b> | <b>56.92%</b> |
| Over/(Under) Prior Year             |          |                      | 984,025           | 1,733,142         | 1,293,224         | 1,210,988         | 1,018,067         |                   |               |
| Percent Change From Prior Year      |          |                      | 4.22%             | 7.13%             | 4.97%             | 4.43%             | 3.57%             |                   |               |

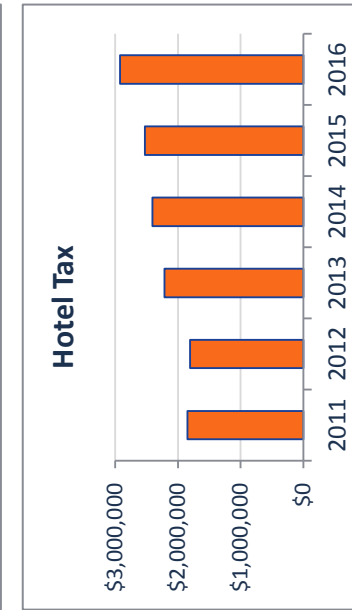
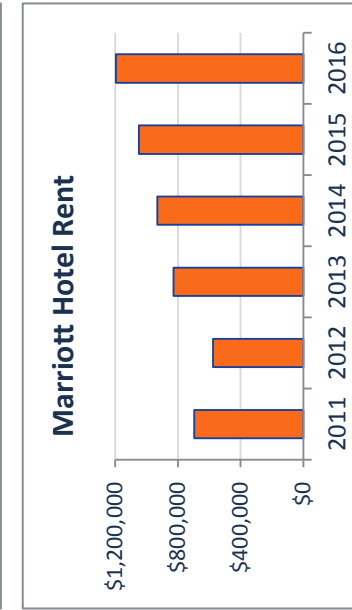
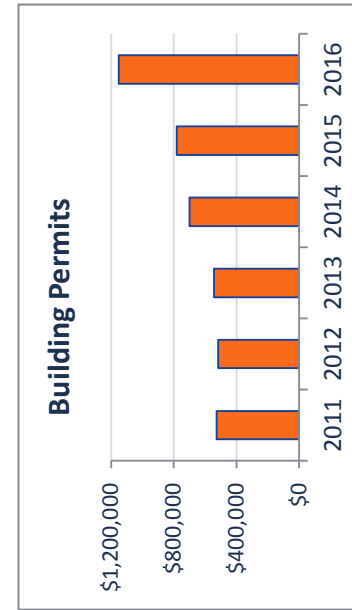
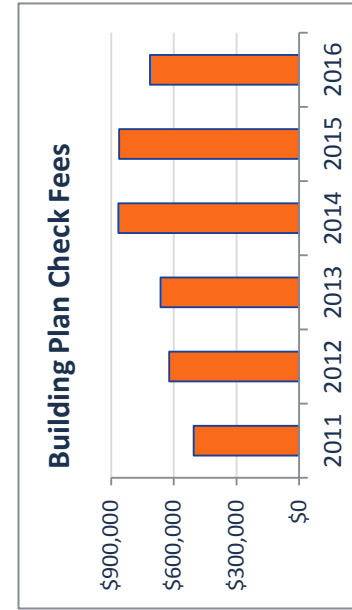
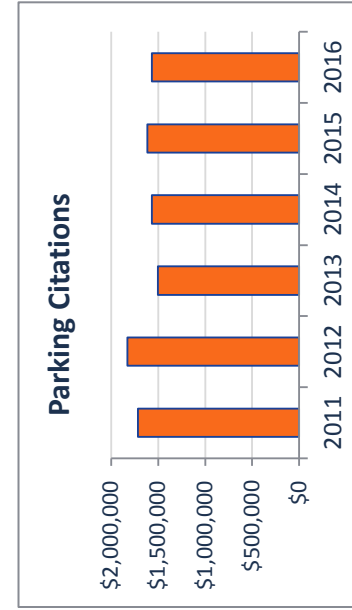
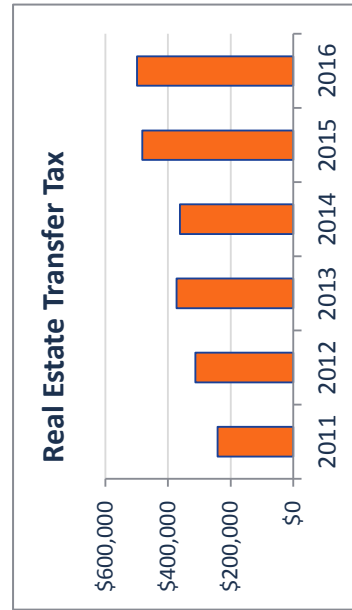
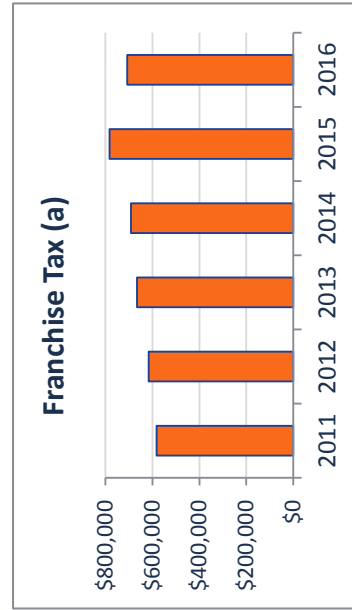
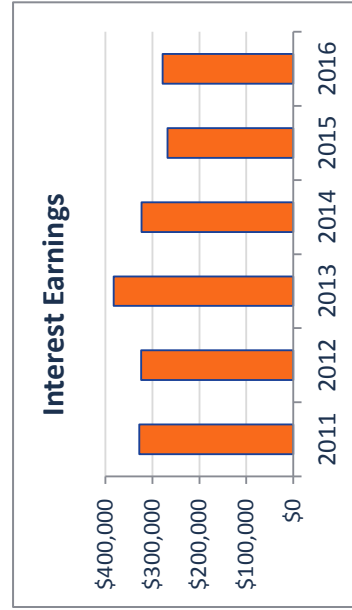
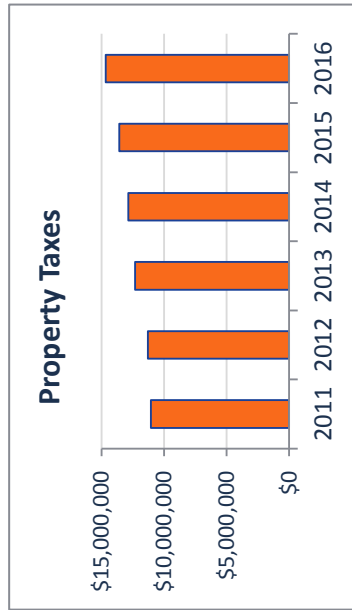
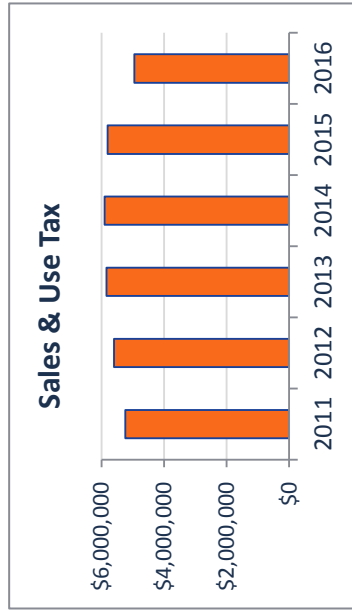
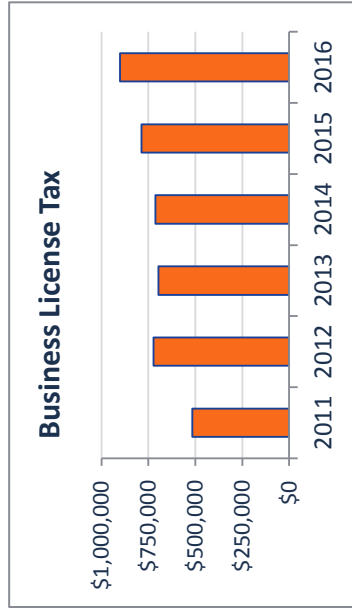
|                                    |                   |                   |                   |                   |                   |                   |                   |               |
|------------------------------------|-------------------|-------------------|-------------------|-------------------|-------------------|-------------------|-------------------|---------------|
| Other Revenues                     | 7,426,305         | 7,995,178         | 7,313,311         | 8,091,403         | 8,746,301         | 8,184,992         | 11,751,744        | 69.65%        |
| <b>Total General Fund Revenues</b> | <b>30,749,567</b> | <b>32,302,465</b> | <b>33,353,740</b> | <b>35,425,057</b> | <b>37,290,943</b> | <b>37,747,700</b> | <b>63,686,994</b> | <b>59.27%</b> |



(a) The structure of payments for some of the franchise fees has changed resulting in lower initial revenues at the beginning of the fiscal year as compared to prior years. This revenue will self-adjust throughout the year to better align with prior full-year numbers.

**City of Manhattan Beach  
Fiscal Year-To-Date General Fund Trends  
Through February Year-Over-Year**

**Percent of Year  
66.7%**



(a) The structure of payments for some of the franchise fees has changed resulting in lower initial revenues at the beginning of the fiscal year as compared to prior years. 7 revenue will self adjust throughout the year to better align with prior full-year numbers.



**Agenda Date:** 4/19/2016

---

**TO:**

Honorable Mayor and Members of the City Council

**THROUGH:**

Mark Danaj, City Manager

**FROM:**

Liza Tamura, City Clerk

**SUBJECT:**

City Council Minutes: This Item Contains Minutes of the following City Council Meeting:

- a) City Council Adjourned Regular (Closed Session) Meeting Minutes of April 4, 2016
- b) City Council Regular Meeting Minutes of April 5, 2016  
(City Clerk Tamura).

**APPROVE**

---

**RECOMMENDATION:**

The attached minutes are for information only:

Attachments:

1. City Council Adjourned Regular (Closed Session) Meeting Minutes of April 4, 2016
2. City Council Regular Meeting Minutes of April 5, 2016





# City of Manhattan Beach

1400 Highland Avenue  
Manhattan Beach, CA 90266



## Meeting Minutes - Draft

Monday, April 4, 2016

4:00 PM

Closed Session

City Manager's Conference Room, City Hall  
1400 Highland Avenue, Manhattan Beach, CA 90266

## City Council Adjourned Regular Meeting

*Mayor Mark Burton*  
*Mayor Pro Tem Tony D'Errico*  
*Councilmember David Lesser*  
*Councilmember Amy Howorth*  
*Councilmember Wayne Powell*

**A. CALL MEETING TO ORDER**

*At 4:00 PM, Mayor Burton called the meeting to order.*

**B. PLEDGE TO THE FLAG**

*Administrative Clerk Martha Alvarez led the Pledge of Allegiance.*

**C. ROLL CALL**

**Present** 5 - Mayor Mark Burton, Mayor Pro Tem Tony D'Errico, Councilmember David J. Lesser, Councilmember Amy Howorth, and Councilmember Wayne Powell

**D. CERTIFICATION OF MEETING NOTICE AND AGENDA POSTING**

*Administrative Clerk Martha Alvarez confirmed that the meeting was properly posted.*

**E. PUBLIC COMMENTS (2 MINUTES PER PERSON FOR ONE ITEM, A MAXIMUM OF 5 MINUTES IF A SPEAKER WANTS TO COMMENT ON MORE THAN ONE ITEM)**

*None.*

**F. ANNOUNCEMENT IN OPEN SESSION OF ITEMS TO BE DISCUSSED IN CLOSED SESSION**

*At 4:01 PM, City Attorney Quinn Barrow announced that City Manager Mark Danaj would not be present during closed session due to an injury and read into the record the following Closed Session Agenda Item below.*

**1. CONFERENCE WITH LEGAL COUNSEL (EXISTING LITIGATION)  
(Government Code Section 54956.9 (d)(1))**

**Schilling v. Manhattan Beach, Los Angeles Superior Court Case No. BC 540125**

**A former employee has sued the City, alleging wrongful termination.**

**G. RECESS INTO CLOSED SESSION**

*At 4:02 PM, Mayor Burton announced that City Council would recess into Closed Session.*

**H. RECONVENE INTO OPEN SESSION**

*At 6:00 PM, the City Council reconvened into Open Session.*

**I. CLOSED SESSION ANNOUNCEMENT IN OPEN SESSION**

*City Attorney Quinn Barrow announced that direction was given to special counsel.*

**J. ADJOURNMENT**

*At 6:01 PM, Mayor Burton adjourned the meeting.*

---

**Martha Alvarez**  
**Recording Secretary**

---

**Mark Burton**  
**Mayor**

**ATTEST:**

---

**Liza Tamura**  
**City Clerk**



# City of Manhattan Beach

1400 Highland Avenue  
Manhattan Beach, CA 90266



## Meeting Minutes - Draft

Tuesday, April 5, 2016

6:00 PM

Regular Meeting

City Council Chambers

## City Council Regular Meeting

*Mayor Mark Burton*

*Mayor Pro Tem Tony D'Errico*

*Councilmember David Lesser*

*Councilmember Amy Howorth*

*Councilmember Wayne Powell*

**PLEASE NOTE THAT THE CITY ARCHIVES THE VIDEO RECORDINGS OF ALL REGULAR CITY COUNCIL MEETINGS AND THE VIDEO FOR THIS MEETING IS HEREBY INCORPORATED BY THIS REFERENCE. ALSO IN SUPPORT OF MORE TRANSPARENCY AND THE AMERICANS WITH DISABILITIES ACT (ADA) COMPLIANCE, THE CITY OFFERS CLOSED CAPTIONING FOR REGULAR CITY COUNCIL MEETINGS. FOR A COMPLETE RECORD OF THIS CITY COUNCIL MEETING, GO TO: [www.citymb.info/city-officials/city-clerk/city-council-meetings-agendas-and-minutes](http://www.citymb.info/city-officials/city-clerk/city-council-meetings-agendas-and-minutes)**

#### **A. PLEDGE TO THE FLAG**

*Mayor Pro Tem D'Errico led the pledge of allegiance.*

#### **B. ROLL CALL**

#### **C. CEREMONIAL CALENDAR**

*Agenda Item No. 2 was taken out of order.*

2. Presentation of Distinguished Service Awards for Jean McMillan and Ida VanderPoorte. [16-0127](#)  
**PRESENT**

*Mayor Burton, on behalf of the City Council, presented Distinguished Service Awards to former City Clerk Jean McMillan and former Manhattan Beach Unified School District Boardmember Ida VanderPoorte for their years of service and contributions made to the City of Manhattan Beach.*

1. Recognition of Outgoing Los Angeles County Board of Supervisor Don Knabe for His Outstanding Service to the Fourth District and the City of Manhattan Beach. [16-0126](#)  
**PRESENT**

*Mayor Burton, on behalf of the City Council, recognized Los Angeles County Board of Supervisors Don Knabe on his farewell tour for his outstanding service to the Fourth District and the City of Manhattan Beach.*

*Agenda Item No. 4 was taken out of order.*

4. Certificate of Recognition to Robert Ray, Worshipful Master for the Beach Cities Masonic Lodge.

[16-0134](#)

**PRESENT**

*Mayor Burton, on behalf of the City Council, presented Robert Ray with a Certificate of Recognition for his continued service as the Worshipful Master for the Beach Cities Masonic Lodge.*

**Presentation of a National Proclamation Declaring April 2015 as "DMV/Donate California Month".**

*Mayor Burton, on behalf of the City Council, presented Stefanie Hudak, DMS's One Legacy Ambassador, with a National Proclamation Declaring April 2015 as "DMV/Donate California Month".*

3. Proclamation Declaring April 12, 2016 as Everyone Matters Day.

[16-0125](#)

**PRESENT**

*Mayor Burton, on behalf of the City Council, proclaimed April 12, 2016, as "Everyone Matters Day."*

**D. CERTIFICATION OF MEETING NOTICE AND AGENDA POSTING**

*City Clerk Liza Tamura confirmed the meeting was properly posted.*

**E. APPROVAL OF AGENDA AND WAIVER OF FULL READING OF ORDINANCES**

**A motion was made by Mayor Pro Tem D'Errico, seconded by Councilmember Powell, to approve the agenda and waive full reading of ordinances. The motion carried by the following vote:**

**Aye:** 5 - Burton, D'Errico, Lesser, Howorth and Powell

## F. CITY COUNCIL AND COMMUNITY ORGANIZATION ANNOUNCEMENTS OF UPCOMING EVENTS (1 MINUTE PER PERSON)

*Police Chief Eve Irvine, announced "Coffee with a Cop" on April 13, 2016 from 8:00 AM to 10:00 AM at Bristol Farms Cafe and announced that April is Distracted Driver Month.*

*Josephine – 3rd Grader, announced that April is National Poetry Month and that on April 16, 2016 at 2:00 PM the Manhattan Beach Public Library will be hosting "Open Mic Poetry" at 2:00 PM.*

*James Gill , Manhattan Beach Pioneers, announced that the Pioneers meeting will be held at the Drama Room at Mira Costa High School and that the public can visit their Facebook page where videos are posted about the Pioneers history.*

*Fire Chief Robert Espinosa, announced the Neighborhood Emergency Preparedness Training on April 14, 2016 from 6:30 PM-8:30 PM at the Joslyn Center.*

*Coach Duke Dulgarian, Head Rugby Coach at Mira Costa High School, announced the costarugby.com donation site for the team to play at the US Rugby Nationals and invited Mayor Pro Tem D'Errico to start the Mira Costa Rugby game on April 29, 2016 at Mira Costa High School Waller Stadium against the New Zealand Kiwi's.*

*Craig Cadwalder announced that on April 18, 2016, Captain Charles Moore will be speaking at the Manhattan Beach Public Library about his book, "Plastic Ocean: How a Sea Captain's Chance Discovery Launched a Determined Quest to Save the Oceans" and encourages everyone to come out on April 23, 2016 for Earth Day Beach Cleanup.*

*Councilmember Powell reminded the Manhattan Beach residents that are sixty and over about the free income tax assistance available every Wednesday until April 18, 2016 at the Joslyn Community Center from 9:00 AM to 2:30 PM and announced that April 5, 2016, is National Service Day and wanted to recognize residents who give back to the community, "I Heart MB".*

*Mayor Burton announced that on April 4, 2016 the nationwide challenge for water conservation started and asked for Sona Coffee from the Public Works Department to provide a report about water conservation at a later meeting.*

*Bill Victor, wanted to remind everyone that on April 12, 2016 City Council would have a joint meeting with the Planning Commission regarding the Downtown Specific Plan.*

## G. CITY MANAGER REPORT

*City Manager Mark Danaj reminded the public about the Downtown Specific Plan meeting on April 12, 2016 at 6:00 PM in the Police/Fire Conference room.*

## H. CITY ATTORNEY REPORT

*City Attorney Quinn Barrow announced that the trial on the mall litigation scheduled for April 6, 2016, has been continued until October 12, 2016, because the judge retired unexpectedly and a new judge will be assigned.*



## I. MAYOR'S END OF TERM REMARKS

*Mayor Burton thanked the residents, City staff and the public for the support during his time in office.*

*Steve Napolitano, Senior Deputy for the Los Angeles County Fourth District, presented Mayor Burton with a Commendation from the County of Los Angeles on behalf of Don Knabe, Los Angeles County Fourth District Supervisor.*

*Mayor Pro Tem D'Errico presented Mayor Burton with a Distinguished Award for his service to the community.*

*Councilmember Lesser congratulated Mayor Burton on his service to the City.*

*At 6:57 PM City Council recessed and reconvened at 7:03 PM with all City Councilmembers present.*

## **J. PUBLIC COMMENTS (2 MINUTES PER PERSON FOR ONE ITEM, A MAXIMUM OF 5 MINUTES IF A SPEAKER WANTS TO COMMENT ON MORE THAN ONE ITEM)**

*Jon Chaykowski criticized the draft Downtown Specific Plan, if adopted, does not preserve the small town character for the City in his opinion; also public comments should be received throughout a City Council meeting not just during "Public Comments".*

*Burton Fuller commented about signage for the El Porto entrance.*

*Tom Elfmont, supported of the license plate readers to be installed in the City.*

*Jim Burton, in support of the Public Safety Initiative items wants the Police Department to do what they need to in order to provide safety to the City, opposed to the changes proposed in the Downtown Specific Plan and states that the Police Department should get the necessary funding first and then make decisions regarding the Downtown area.*

*Robert Bush criticized the draft Downtown Specific Plan, that the police department should have checks and balances and spoke on the property taxes.*

*Bill Victor is opposed to the draft Downtown Specific Plan because he thinks it will reduce access to the beach, he supports the security camera registration program, and is in support of footbeat patrols in the City.*

*Karol Wahlberg would like more information about the Downtown Specific Plan and more informational packets available to the public throughout the City if possible in some areas that are open 24 hours.*

*Mayor Burton announced that the joint meeting on April 12, 2016 at 6:00 PM in Police/Fire Conference room City Council will give direction to staff based on all the comments that they have received from the public.*

*City Manager Mark Danaj announced that the Downtown Specific Plan for the April 12, 2016 meeting will be available starting April 6, 2016.*

## **K. PLANNING COMMISSION QUASI-JUDICIAL DECISIONS (RECEIVE AND FILE)**

5. Planning Commission Approval of a Variance for Construction of a New Single Family Residence with a Reduced Front Yard Setback and Reduced Supplemental Second Story Setback at 3017 Elm Avenue (Community Development Director Lundstedt).

[16-0141](#)

### **BY ORDER OF THE CHAIR, RECEIVE AND FILE**

*Ordered by the Chair, this item was received and filed.*

**L. CONSENT CALENDAR (APPROVE)**

*Councilmember Lesser requested to pull Agenda Item No. 9 (Approve Removal of Decorative Bollards on Pier) for discussion. (Discussion ensued as shown under Agenda Item No. 9 below.)*

**A motion was made by Councilmember Lesser and seconded by Councilmember Powell, to approve the Consent Calendar subject to staff returning with more options for bollards on the pier. The motion carried by the following vote:**

**Aye:** 5 - Burton, D'Errico, Lesser, Howorth and Powell

6. Contract with Turbo Data Systems, Inc. for Parking Citation Processing for an Estimated Annual Amount of \$135,000 (Finance Director Moe). [CON 16-0012](#)  
**WAIVE FORMAL BIDDING; APPROVE**

**The recommendation for this item was approved.**

7. Resolution Ordering Plans, Specifications, Cost Estimates and Engineer's Report for Annual Street Lighting and Landscaping Assessments (Finance Director Moe). [RES 16-0016](#)  
**ADOPT**

**The recommendation for this item was approved.**

8. Approve Final Payment to Creative Home, Inc. DBA CHI Construction for the City Yard Cover Project in The Net Amount of \$156,875.80 and Release Retention in the Amount of \$33,975.16 (Public Works Director Olmos). [16-0059](#)  
**APPROVE**

**The recommendation for this item was approved.**

9. Approve Removal of Decorative Bollards on Pier (Public Works Director Olmos). [16-0121](#)  
**APPROVE**

*Public Works Director Tony Olmos gave brief presentation and presented City Council with images of the options.*

*Councilmember Lesser and Councilmember Powell asked questions regarding the project and additional options.*

*Public Works Director Olmos responded to the City Council questions.*

**The recommendation for this item was approved.**

10. Financial Report: [16-0065](#)  
Schedules of Demands: March 3, 2016 and March 17, 2016 (Finance Director Moe).

**ACCEPT REPORT AND DEMANDS**

The recommendation for this item was approved.

11. City Council Minutes: [16-0128](#)  
This Item Contains Minutes of the following City Council Meeting: City Council Regular Meeting of March 15, 2016 (City Clerk Tamura).

**APPROVE**

The recommendation for this item was approved.

**M. PUBLIC HEARINGS (2 MINUTES PER PERSON)**

*None.*

**N. PUBLIC SAFETY INITIATIVES**

12. Report on the Manhattan Beach Police Department Neighborhood Watch Program (Police Chief Irvine). [16-0129](#)

**RECEIVE REPORT**

*Police Chief Eve Irvine presented information and announced that August 2, 2016 is the Neighborhood Watch's "Paint the Town Orange" event.*

*Police Chief Irvine responded to City Council questions.*

*Mayor Burton announced that he wants the program to reach 100% coverage and asked staff to provide City Council in the month of June with a list of the areas in the City that do not have Block Captains. City Council will recruit Block Captains for the Neighborhood Watch program.*

*Councilmember Powell reminded everyone that the residents of the City are the eyes and ears for the Community and this helps the Police Department, "See Something, Say Something".*

*Mayor Burton requested to receive a list with the areas in which Block Captains are needed for the Neighborhood Watch program.*

13. Report on Feasibility of Community Cameras and License Plate Readers at Points of Ingress and Egress to Manhattan Beach (Police Chief Irvine).

[16-0019](#)

**APPROVE, DISCUSS AND PROVIDE DIRECTION**

*City Clerk Liza Tamura introduced the item.*

*Police Chief Eve Irvine provided the staff presentation.*

*Police Chief Irvine and Information Technology Director Sanford Taylor responded to City Council questions.*

*Councilmember Powell requested signs throughout the entry points identifying that the City is under active surveillance.*

*Police Chief Irvine responded that she would look at the information but the residents of Manhattan Beach do not like to have "sign pollution" throughout the City.*

*City Attorney Quinn Barrow responded to questions regarding the policy for license plate/camera images requests on Public Records Act requests.*

**A motion was made by Mayor Burton, seconded by Councilmember Howorth, that this item be approved. The motion carried by the following vote:**

**Aye:** 5 - Burton, D'Errico, Lesser, Howorth and Powell

*At 8:32 PM City Council recessed and reconvened at 8:43 PM with all City Councilmembers present.*

14. Report on the Police Department's Residential and Commercial Security Camera Registration Program (Police Chief Irvine).

[16-0064](#)

**RECEIVE REPORT AND DISCUSS**

*City Clerk Liza Tamura introduced the item.*

*Police Chief Eve Irvine provided the staff presentation.*

*Police Chief Irvine and City Attorney Quinn Barrow responded to City Council questions.*

*Mayor Burton requested for the Police Department staff to publicize more about the camera registration forms by making them available at the following sites: Police Department, City Hall, Public Works, Library, Joslyn Center, Heights, send a representative to the Chamber of Commerce, Downtown Business Associations, and North Manhattan Beach to get the businesses to register.*

**A motion was made by Mayor Burton, seconded by Councilmember Powell, that this item be received and filed. The motion carried by the following vote:**

**Aye:** 5 - Burton, D'Errico, Lesser, Howorth and Powell

15. Report on The Deployment Plan for Random and Regular Footbeat Patrols in Downtown Manhattan Beach, North Manhattan Beach and the Manhattan Village Mall (Police Chief Irvine).

[16-0046](#)

**RECEIVE REPORT, DISCUSS AND PROVIDE DIRECTION**

*City Clerk Liza Tamura introduced the item.*

*Police Chief Eve Irvine provided the staff presentation.*

*Police Chief Irvine responded to City Council questions.*

*Mayor Burton requested further information if there is a need for enhancements for additional resources in regards to foot patrol.*

*Police Chief Irvine responded that the department is working with the City Manager and the Finance Director evaluating the need for additional resources.*

**A motion was made by Mayor Burton, seconded by Councilmember Powell, that this item be received and filed. The motion carried by the following vote:**

**Aye:** 5 - Burton, D'Errico, Lesser, Howorth and Powell

**O. OLD BUSINESS**

*None.*

**P. NEW BUSINESS**

16. Approve a Three-year Professional Services Agreement with Geosyntec Consultants, Inc. in the amount of \$1,010,497 for Implementation of the Coordinated Integrated Monitoring Program on behalf of the Beach Cities Watershed Management Group (Public Works Director Olmos).

[CON 16-0007](#)

**APPROVE**

*City Clerk Liza Tamura introduced the item.*

*Public Works Director Tony Olmos requested for City Council's approval to present both Agenda Item No. 16 and Agenda Item No. 17 concurrently.*

*City Council approved the request.*

*Utilities Manager Raul Saenz provided the staff presentation and responded to City Council questions.*

*At 9:20 PM City Council made a motion and voted on Agenda Item No. 16 and Agenda Item No. 17.*

**A motion was made by Councilmember Powell, seconded by Mayor Pro Tem D'Errico, to approve a three-year professional services agreement with Geosyntec Consultants, Inc. in the amount of \$1,010,497 for implementation of the coordinated integrated monitoring program on behalf of the Beach Cities Watershed Management Group. The motion carried by the following vote:**

**Aye:** 5 - Burton, D'Errico, Lesser, Howorth and Powell

17. Approve a Three-year Memorandum-Of-Understanding Between the Beach Cities Watershed Management Group for Implementation of the Coordinated Integrated Monitoring Program (Public Works Director Olmos).

[CON 16-0006](#)

**APPROVE**

*Agenda Item No. 16 and Agenda Item No. 17 were concurrently presented by Utilities Manager Raul Saenz.*

*City Attorney Quinn Barrow recused and left City Council Chambers at 9:15 PM and stated that he has a conflict of interest regarding this item since his law firm represents City of Redondo Beach and City of Torrance and that his law firm did not participate in the drafting of this contract and that it was reviewed by special counsel.*

**A motion was made by Councilmember Powell, seconded by Mayor Pro Tem D'Errico, to approve a three-year memorandum-of-understanding between the Beach Cities Watershed Management Group for implementation of the coordinated integrated monitoring program. The motion carried by the following vote:**

**Aye:** 5 - Burton, D'Errico, Lesser, Howorth and Powell

*City Attorney Barrow returned to City Council Chambers at 9:21 PM after City Council voted on Agenda Item No. 16 and Agenda Item No. 17.*

## **Q. CITY COUNCIL REPORTS, OTHER COUNCIL BUSINESS, AND COMMITTEE AND TRAVEL REPORTS**

*Councilmember Powell announced that he has received emails and residents are concerned that AIRBNB is showing short-term rentals on their site.*

### **Mayor's Report on Meeting Management**

*Mayor Burton reported that the results of the new meeting management are outstanding regarding efficiency and transparency. He stated to City Council that he is open to suggestions and is looking forward to the dialogue at the April 7, 2016 City Council Retreat.*

## R. FORECAST AGENDA AND FUTURE DISCUSSION ITEMS

18. Agenda Forecast (City Clerk Tamura). [16-0135](#)  
**DISCUSS AND PROVIDE DIRECTION**

*Councilmember Powell requested to have some of the items under New Business for the May 3, 2016 City Council Meeting moved to other dates.*

*Mayor Burton asked staff to present to Council in May the changes in election laws and what it would mean for the City of Manhattan Beach.*

**A motion was made by Mayor Burton, seconded by Councilmember Powell, to discuss the election changes on the first or second meeting in May. The motion carried by the following vote:**

**Aye:** 5 - Burton, D'Errico, Lesser, Howorth and Powell

## S. INFORMATIONAL ITEMS

19. Commission Minutes: [16-0142](#)  
This Item Contains Minutes of the following City Commission Meetings:

- a) Finance Subcommittee Action Minutes of February 10, 2016 (Finance Director Moe).
- b) Finance Subcommittee Action Minutes of February 25, 2016 (Finance Director Moe).
- c) Finance Subcommittee Action Minutes of March 17, 2016 (Finance Director Moe).
- d) Planning Commission Action Minutes of March 23, 2016 (Community Development Director Lundstedt).

**INFORMATION ITEM ONLY**

## T. CLOSED SESSION

## U. ADJOURNMENT

*Mayor Burton thanked Councilmember Lesser for suggesting to adjourn the April 5, 2016 City Council Meeting in memory of Manhattan Beach Police Department Reserve Officer Richard Larson.*

*Police Chief Eve Irvine and Councilmember Lesser provided some words in memory of Reserve Police Officer Larson.*

*Mayor Burton requested 30 seconds of silence.*

*At 9:33 PM Mayor Burton adjourned the meeting.*



---

**Martha Alvarez**  
**Recording Secretary**

---

**Mark Burton**  
**Mayor**

**ATTEST:**

---

**Liza Tamura**  
**City Clerk**



**Agenda Date:** 4/19/2016

---

**TO:**

Honorable Mayor and Members of the City Council

**THROUGH:**

Mark Danaj, City Manager

**FROM:**

Liza Tamura, City Clerk

Quinn Barrow, City Attorney

Matthew Cuevas, Management Analyst

**SUBJECT:**

Introduce Ordinance No. 16-0004 Repealing Section 2.44.050 (Voting Procedure) of Chapter 2.44 (City Boards, Commissions and Committees) of Title 2 (Administration) of the Manhattan Beach Municipal Code and Adopt Resolution No. 16-0032 Regarding Interview, Appointment and Voting Process for City Boards, Commissions and Committees (City Clerk Tamura).

**WAIVE FUTURE READING; INTRODUCE ORDINANCE NO. 16-0004 AND ADOPT RESOLUTION NO. 16-0032**

---

**RECOMMENDATION:**

Staff recommends that the City Council waive further reading and introduce Ordinance No. 16-0004 repealing section 2.44.050 (Voting Procedure) of Chapter 2.44 (City Boards, Commissions and Committees) of Title 2 (Administration) of the Municipal Code and adopt Resolution No. 16-0032 memorializing the interview, appointment and voting process for City Boards, Commissions and Committees.

**FISCAL IMPLICATIONS:**

There are no fiscal impacts associated with the recommended action.

**BACKGROUND:**

At the February 2, 2016, City Council meeting, staff was directed to review the current interview, appointment and voting process to the City's Boards, Commissions and Committees, and return with recommendations to streamline the process.

At the April 7, 2016, City Council Retreat, staff was further directed to draft an ordinance repealing the codified voting procedure contained in Municipal Code Section 2.44.050 for City Boards, Commissions and Committees, and replace it with a process adopted by

resolution. City Council also instructed city staff to incorporate in that resolution a process for interviewing and appointing commissioners.

**DISCUSSION:**

The City Clerk's office conducted a survey of other cities to ascertain if there was a uniform 'best practice' which can be applied to the interview, appointment and voting process for the City's Boards, Commissions and Committees. The results of the survey revealed that there was no established 'best practice,' and each city surveyed had different procedures regarding their appointment process. However, using these results as a basis and in conjunction with direction from City Council, staff has developed several recommendations to help simplify the City's current appointment process. Below are the recommendations which have been incorporated into Resolution No. 16-0032:

- Interviews will be conducted at a City Council meeting, typically in the afternoon before the City's regular Tuesday night Council meeting.
- Start time for the interviews will be determined based off of the number of applicants for each vacancy.
- A defined set of interview questions will be drafted and reviewed by the Human Resources Director for impartiality prior to the scheduled interviews.
- Each candidate will interview with the entire City Council as a group.
- Interviews will be conducted in the City Council Chambers and will be recorded and broadcast for public viewing.
- Applicants will be called into the City Council Chambers one at a time for their respective interviews.
- After all interviews have been completed, City Council will deliberate and make appointments to each vacant seat based on a majority vote.

Resolution No. 16-0032 will now govern the interview, appointment and voting process for City Boards, Commissions and Committees. Changes or amendments to the resolution can be done at one duly noticed council meeting, and can be effective immediately.

**PUBLIC OUTREACH/INTEREST:**

The City Clerk's office has posted notices of the revised application deadline and rescheduled interview date on the display boards at City Hall, posted to the City's website and e-notified. Additionally, a notice was advertised in the Beach Reporter in the April 14, 2016 edition and also distributed through the City's social media platforms, including Facebook and Twitter. The revised deadline to submit applications is now Friday, April 22, 2016, by 5:30 PM. Interviews of applicants originally scheduled for April 22, 2016, will now be rescheduled for Tuesday, May, 3, 2016, prior to the start of the Regular City Council meeting.

**ENVIRONMENTAL REVIEW**

None.

**LEGAL REVIEW**

The City Attorney has reviewed the draft Ordinance and Resolution, and approved both as to form.

Attachment:

1. Draft Ordinance No. 16-0004
2. Resolution No. 16-0032
3. MBMC Title 2, Chapter 2.44, Section 2.44.050

ORDINANCE NO. 16-0004

AN ORDINANCE OF THE CITY OF MANHATTAN BEACH  
REPEALING SECTION 2.44.050 (VOTING PROCEDURE) OF  
CHAPTER 2.44 (CITY BOARDS, COMMISSIONS AND  
COMMITTEES) OF TITLE 2 (ADMINISTRATION)  
REGARDING THE VOTING PROCEDURES FOR CITY  
BOARDS, COMMISSIONS AND COMMITTEES

WHEREAS, on February 2, 2016, at the Regular City Council meeting, City Council directed staff to review the current interview, appointment and voting process to the City's Boards, Commissions and Committees, and return with recommendations to streamline the process.

WHEREAS, on April 7, 2016, at the City Council Retreat, direction was provided to draft an Ordinance to repeal section 2.44.050 (Voting Procedure) of Chapter 2.44 (City Boards, Commissions and Committees) of Title 2 (Administration) of the Municipal Code. City Council also instructed city staff to create a resolution memorializing the interview, appointment and voting process for the City's vacant Boards, Commissions and Committee seats.

THE MANHATTAN BEACH CITY COUNCIL HEREBY ORDAINS AS FOLLOWS:

SECTION 1. The City Council hereby repeals Section 2.44.050, of Chapter 2.44 City Boards, Commissions and Committees, of Title 2 Administration of the Manhattan Beach Municipal Code.

SECTION 2. The City Clerk shall certify to the passage and adoption of this Ordinance and shall cause this Ordinance to be published within 15 days after its passage, in accordance with Government Code Section 36933.

SECTION 3. This Ordinance shall go into effect and be in full force and effect at 12:01 a.m. on the 31st day after its passage.

PASSED, APPROVED AND ADOPTED this \_\_\_\_ day of \_\_\_\_ 2016.

AYES:  
NOES:  
ABSENT:  
ABSTAIN:

---


TONY D'ERRICO  
Mayor, City of Manhattan Beach

ATTEST:

---

LIZA TAMURA  
City Clerk

APPROVED AS TO FORM:

---

Quinn Barrow  
City Attorney

## RESOLUTION NO. 16-0032

### A RESOLUTION OF THE MANHATTAN BEACH CITY COUNCIL ESTABLISHING THE INTERVIEW, APPOINTMENT AND VOTING PROCESS FOR THE CITY'S BOARDS, COMMISSIONS AND COMMITTEES

WHEREAS, the operation of the City of Manhattan Beach government is a shared responsibility of elected officials, staff, and many citizens who serve voluntarily on various boards, commissions, and committees;

WHEREAS, the purpose, powers and duties of all boards, commissions and committees are determined by the Manhattan Beach City Council and set forth in the Municipal Code section specific to each board, commission and committee;

WHEREAS, the City of Manhattan Beach is best served when there is broad representation of citizen demographics and interests on its boards, commissions, and committees;

WHEREAS, the Manhattan Beach City Council is sensitive to the need for fairness in making appointments to boards, commissions, and committees;

WHEREAS, the Manhattan Beach City Council desires to appoint qualified, knowledgeable, and dedicated people to serve on its boards, commissions and committees;

WHEREAS, all appointments will be consistent with requirements of applicable law;

WHEREAS, the Municipal Code previously governed the process for appointments; and

WHEREAS, the purpose of this Resolution is to establish a fair, consistent, uniform and efficient process for making City Council appointments of members to the City's various boards, commissions and committees.

NOW THEREFORE THE MANHATTAN BEACH CITY COUNCIL DOES RESOLVE AS FOLLOWS

Section 1. Interviews for vacant boards, commissions or committee seats will be conducted at a City Council meeting.

Section 2. The start time for interviews will be determined based on the number of applicants for each vacancy.

Section 3. A defined set of interview questions will be drafted and reviewed by the Human Resources Director for impartiality prior to the scheduled interviews.

Section 4. Each candidate will interview with the entire City Council as a group.



Section 5. Applicants will be called into the City Council Chambers one at a time for his or her interview.

Section 6. Interviews will be conducted in the City Council Chambers.

Section 7. After all interviews have been completed, City Council will deliberate and make appointments to each vacant seat based on a majority vote.

Section 8. This resolution shall take effect immediately upon adoption.

Section 9. The City Clerk shall certify to the adoption of this Resolution.

PASSED, APPROVED and ADOPTED April \_\_\_\_\_, 2016.

Ayes:

Noes:

Absent:

Abstain:

---

TONY D'ERRICO  
Mayor  
City of Manhattan Beach

ATTEST:

---

Liza Tamura  
City Clerk

2.44.050 - Voting procedure.

Each Councilmember may nominate not more than one (1) person for each vacancy, with each vacancy to be filled separately, and with each Councilmember commenting upon why he is making his particular nomination.

- A. Each Councilmember may cast one (1) or two (2) votes with not more than one (1) vote per nominee.
- B. Any nominee who receives one (1) or no votes will be eliminated.
- C. Each Councilmember may cast one (1) vote for any remaining nominee. Any nominee receiving three (3) votes, is appointed. If no nominee receives three (3) votes, the nominees who receive one (1) or no votes shall be eliminated and step (C) shall be repeated.

**Agenda Date:** 4/19/2016

---

**TO:**

Honorable Mayor and Members of the City Council

**THROUGH:**

Mark Danaj, City Manager

**FROM:**

Tony Olmos, Public Works Director

Anna Luke-Jones, Public Works Senior Management Analyst

**SUBJECT:**

Presentation of the Proposed Fiscal Year 2016-2017 to Fiscal Year 2020-2021 Five-Year Capital Improvement Plan (Public Works Director Olmos).

**RECEIVE REPORT AND PROVIDE COMMENTS**

---

**RECOMMENDATION:**

Staff recommends that the City Council receive and provide comments on the Proposed Fiscal Year 2016-2017 to Fiscal Year 2020-2021 Five-Year Capital Improvement Plan (CIP).

**FISCAL IMPLICATIONS:**

Depending on City Council feedback, resources from transportation, water, sewer, stormwater, parking, and general funds may be impacted. The five-year 2017-2021 CIP includes 89 projects totaling \$107,465,686 from a variety of funding sources. The funding appropriation request for FY2016-2017 is \$9,906,500. Finance has confirmed that sufficient funds are available to finance these projects based on the preliminary Five Year Forecast.

While the total funding (carryover funds and new funds) represents a significant investment in the City's infrastructure, it is important to note that the wastewater (sewer) system projects (\$16,625,795), water system projects (\$32,919,755), and Sepulveda Bridge Widening Project (\$19,482,110) are a combined total \$69,027,660. Therefore, the wastewater projects, water projects, and Sepulveda Bridge Widening Project together make up approximately 64% of the overall (carryover funds and new funds) five-year Capital

Improvement Plan.

**BACKGROUND:**

The Capital Improvement Plan is a tool to assist the City Council to make capital project decisions. Most capital projects are long-term design-construction projects, and may require funding beyond one fiscal year. This is why a five-year plan is proposed to the City Council each year, so that long-term planning may be considered. The document is dynamic and may change as the City's priorities and needs change. The Capital Improvement Plan allows for multiyear systematic scheduling of local physical improvements based on sound planning, public demand for improvements, and the City's ability to fund the improvements.

Annually, the City Council considers and approves projects to be funded in the upcoming fiscal year. In addition, projects for the subsequent four years are listed, but funding is not approved until the appropriate fiscal year. However, review of subsequent year projects allows for the planning and budgeting of the improvements, communicates City Council intent, and assists in organization of capital and maintenance projects in future CIP work.

The following is a summary of City Council's most recent review of this item along with the upcoming PPIC and Planning Commission meetings that are important in the CIP approval process.

February 16, 2016 City Council Meeting

At their February 16, 2016 meeting, the City Council reviewed the first draft list of proposed projects for the FY17-21 Capital Improvement Plan.

Planning Commission

On April 27, 2016, the Planning Commission will review the proposed Fiscal Year 2017-2021 CIP. The Planning Commission's role is to evaluate the Capital Improvement Plan's General Plan conformance.

Parking and Public Improvements Commission (PPIC)

On April 28, 2016, the PPIC will review the proposed Fiscal Year 2017-2021 CIP. The PPIC's role in the CIP is to provide comments for City Council's consideration.

**DISCUSSION:**

The proposed five-year CIP includes 89 projects. This number is different from the February 19, 2016 meeting because Annual Program Projects such as the Slurry Seal, Curb & Gutter Replacement and Non-Motorized Projects have been consolidated to simplify tracking and accounting. Of the 89 total projects, seventeen (17) are brand new projects to the proposed five-year CIP (Attachment 1). In addition, there are seventeen (17) existing CIP projects that are in need of additional funding in FY2016-2017 (Attachment 2).

Projects in the City's Capital Improvement Plan are typically presented in two formats; projects are organized by project type and projects are organized by fund source. There are overarching considerations in each of the funding areas (Wastewater, Water, Stormwater, Streets/Transportation, Facilities, and Parking) that require discussion and direction. The Projects by Type spreadsheet is an excerpted section of the proposed Capital Improvement Plan and shows the entire five-year plan (Attachment No. 3).

### **Overview of FY 2017-2021 Capital Improvement Plan Funding Sources**

There are multiple sources by which a project may be funded.

#### Water and Wastewater Funds

The Water and Wastewater Funds are used for repairs and improvements to the City's water and wastewater infrastructure. Proposed water and sewer projects were identified through Utility Master Plans completed in 2010. These plans indicated significant investment is required to assure the long-term dependability of the water and sewer systems.

#### Stormwater Funds

The Stormwater Funds are used for repairs and improvements to the City's storm drain system. The City's General Fund will subsidize the Stormwater Fund in FY16-17 due to a lack of revenue. With the new NPDES permit, the City's responsibility to create or improve solutions for storm drain pollution prevention is greatly increasing.

#### Capital Improvement Fund

Capital Improvement Funds are generated from General Funds and are distinguished from other funds as being more discretionary and not restricted to certain uses such as Water Funds or funds reserved in various dedicated fund types.

#### Gas Tax Fund and Measure R (Local Return Fund)

The City funds street improvement projects with the dollars it receives from various sources including State and County Gas Tax Funds. These funds are restricted and may only be used for street-related improvements. Annual street improvements typically include the Slurry Seal Program, the Concrete Curb, Gutter and Ramp program and arterial and collector pavement rehabilitation projects.

Beginning in 2009, the City began receiving Measure R Local Return funding. The funding is available, on a per-capita basis, through a Los Angeles County measure passed by voters in 2008. Funds may be used for street and transit purposes.

#### Parking Funds

The Parking Funds are used for repairs and improvements to the City's parking lots and meters. Funding is obtained through the city's parking meter program.

## **Overview of the FY2017-2021 Capital Improvement Plan**

The following summary addresses each “type” of project. Attachment 3, the Projects by Type Spreadsheet, provides a five-year plan with project titles and individual costs of each project.

### Wastewater Projects

The five-year CIP includes ten (10) Wastewater projects with \$100,000 in requested funding for FY2016-2017.

- The FY2016-17 requested funding is for the design for the Spot Repairs of Gravity Sewer Mains in Areas 5, 6 & 7.

### Water Projects

The five-year CIP includes eleven (11) Water projects with \$3,835,000 in requested funding for FY2016-2017.

- The FY2016-17 requested funding is for Painting the Block 35 Elevated Tank, the Peck Ground Level Reservoir Replacement, Redrilling and Equipping Well 15 and a proposed brand new project to allow for Water Meter Upgrade and Automation.

### Stormwater Projects

The five-year CIP includes one (1) Stormwater project with \$210,000 in requested funding for FY2016-2017.

- The current stormwater fee (from the Utility Service Charge) only funds a portion of operational costs. Current allocations are not sufficient to fund needed infrastructure replacements and are not expected to meet the future needs of the system improvements based on the NPDES permit requirements.
- The FY2016-17 requested funding is for continued funding for Stormwater Quality Improvement Catch Basin Inserts and Storm Drain Repairs. Drainage projects on Laurel and at 14th / Magnolia have been added to the scope of work for the existing Storm Drain Repair project.

### Streets/Transportation

The five-year CIP includes forty-one (41) Streets/Transportation projects with \$4,030,000 in requested funding for FY2016-2017.

- The FY2016-17 requested funding is for capacity enhancements, pedestrian and safety improvements, concrete repairs, asphalt pavement projects and traffic signal improvements.

### Facilities (CIP Fund and Special Revenues Fund)

The five-year CIP includes twenty-three (23) Facilities projects with \$877,000 in requested funding for FY2016-2017.

- The FY2016-17 requested funding is for workspace modifications, design for the Village Field Turf Replacement Project, the Ceramics Studio Renovation, and the Fiber Master Plan.

### Parking Projects

The five-year CIP includes six (6) Parking projects with \$854,500 in requested funding for FY2016-2017.

- The FY2016-17 requested funding is for Parking Structure Rehabilitation and Reinvestment and Pier Lot Safety Lighting.

### **Tentative FY 2017-2021 Capital Improvement Plan Schedule**

The following tentative schedule reviews the actions which will need to occur and suggests a general schedule so that the effective date of funding appropriations are realigned with the approval of the City Operating Budget.

- April 19, 2016: CIP City Council Review
- April 27, 2016: Planning Commission Adoption
- April 28, 2016: Parking and Public Improvements Commission Review
- May 2016: City Council Study Session (If Requested)
- June 21, 2016: Consideration of CIP Adoption
- July 1, 2016: Adopted FY 2016-2017 CIP Effective Date]

### **ENVIRONMENTAL REVIEW**

Environmental review will be performed for each project before award of construction contracts per the California Environmental Quality Act (CEQA) to document and consider any environmental impacts.

### **LEGAL REVIEW**

Legal review of all consultant and construction contracts will be performed for each project at the appropriate phase.

### **ATTACHMENTS:**

1. Projects Brand New to the CIP
2. Existing CIP Projects Needing FY16-17 Funding
3. Projects by Type
4. PowerPoint Presentation

Brand New Projects to the 5 Year Plan (FY17-21)

17 total brand new projects: 13 require FY16-17 funding, 4 are "future year projects"

|    | PROJECT TITLE   | FY2016-17           | FY2017-18           | FY2018-19        | FY2019-20         | FY2020-21        | FUND SOURCE(S)            |
|----|---|---------------------|---------------------|------------------|-------------------|------------------|---------------------------|
| 1  | Water Meter Upgrade and Automation  | \$ 2,670,000        | \$ 2,670,000        |                  |                   |                  | Water Fund                |
| 2  | Sepulveda/Oak Neighborhood Intrusion Study                                      | \$ 50,000           |                     |                  |                   |                  | CIP Fund                  |
| 3  | Protected Left-Turns: Manhattan Beach Blvd at Peck Ave                          | \$ 35,000           | \$ 175,000          |                  |                   |                  | Msr R Local Return        |
| 4  | Sepulveda Intersection Improvements (Rosecrans, 33rd, Cedar, 14th St & 2nd St.) | \$ 90,000           | \$ 810,000          |                  |                   |                  | Proposition C             |
| 5  | Veterans Parkway Pedestrian Access Master Plan                                  | \$ 80,000           |                     |                  |                   |                  | CIP Fund                  |
| 6  | Ocean Drive Walkstreet Crossing   |                     |                     | \$ 50,000        | \$ 450,000        |                  | CIP Fund                  |
| 7  | Strand Bikeway Pier Undercrossing   |                     |                     |                  |                   | \$ 75,000        | CIP Fund                  |
| 8  | Street Resurfacing Project: 1100 block of 3rd St.                               | \$ 350,000          |                     |                  |                   |                  | Msr R Local Return        |
| 9  | Street Resurfacing Project: Liberty Village                                     | \$ 800,000          |                     |                  |                   |                  | Msr R Local Return        |
| 10 | Sepulveda Blvd Multi-Modal Streetscape Plan                                     | \$ 150,000          |                     |                  |                   |                  | CIP Fund                  |
| 11 | Signal Battery Back-Up Installation   | \$ 110,000          |                     |                  |                   |                  | CIP Fund                  |
| 12 | Village Field Replacement Turf  | \$ 60,000           | \$ 450,000          |                  |                   |                  | CIP Fund                  |
| 13 | Ceramics Studio Renovation  | \$ 267,000          |                     |                  |                   |                  | CIP Fund                  |
| 14 | Fiber Master Plan   | \$ 150,000          |                     |                  |                   |                  | CIP Fund                  |
| 15 | Downtown Parking Facility Capital Investment Plan                               |                     | \$ 100,000          |                  |                   |                  | Parking Fund              |
| 16 | Intelligent Parking Occupancy System (Lots 3 & M)                               |                     |                     | \$ 25,000        | \$ 225,000        |                  | Parking Fund              |
| 17 | Pier Lot Safety Lighting  | \$ 40,000           | \$ 175,000          |                  |                   |                  | State Pier & Parking Fund |
|    | <b>BRAND NEW PROJECTS TO THE 5-YEAR PLAN</b>                                    | <b>\$ 4,852,000</b> | <b>\$ 4,380,000</b> | <b>\$ 75,000</b> | <b>\$ 675,000</b> | <b>\$ 75,000</b> |                           |



| PROJECT TITLE  | FY2016-17           | FY2017-18            | FY2018-19           | FY2019-20           | FY2020-21           | FUND SOURCE(S)        |
|--|---------------------|----------------------|---------------------|---------------------|---------------------|-----------------------|
| 1 Spot Repairs in Areas 5, 6 & 7 Rehabilitation of Gravity Sewer Mains                                   | \$ 100,000          | \$ 2,600,000         |                     |                     |                     | Wastewater Fund       |
| 2 Paint Block 35 Elevated Tank   | \$ 365,000          |                      |                     |                     |                     | Water Fund            |
| 3 Peck Ground Level Reservoir Replacement  | \$ 500,000          | \$ 7,500,000         |                     |                     |                     | Water Fund            |
| 4 Redrill & Equip Well 15  | \$ 300,000          | \$ 250,000           |                     |                     |                     | Water Fund            |
| 5 Stormwater Quality Improvement Catch Basin Inserts   | \$ 210,000          | \$ 210,000           | \$ 210,000          | \$ 210,000          | \$ 210,000          | Storm Drain Fund      |
| 6 Annual Non-Motorized Transportation Project  | \$ 100,000          | \$ 100,000           | \$ 100,000          | \$ 100,000          | \$ 100,000          | CIP Fund              |
| 7 CDBG Access Ramp Construction Project  | \$ 100,000          | \$ 100,000           | \$ 100,000          | \$ 100,000          | \$ 100,000          | CIP Fund (CDBG Funds) |
| 8 Annual Curb, Gutter and Ramp Replacement   | \$ 365,000          | \$ 365,000           | \$ 365,000          | \$ 365,000          | \$ 365,000          | Gas Tax Fund          |
| 9 Street Resurfacing Project: Blanche, Marine, & 27th  | \$ 300,000          |                      |                     |                     |                     | Gas Tax Fund          |
| 10 Street Resurfacing Project: MBB (Sepulveda to Aviation)   | \$ 900,000          |                      |                     |                     |                     | Gas Tax Fund          |
| 11 Annual Slurry Seal Project  | \$ 385,000          | \$ 385,000           | \$ 385,000          | \$ 385,000          | \$ 385,000          | Gas Tax Fund          |
| 12 Triennial Pavement Management System Update   | \$ 40,000           |                      |                     | \$ 40,000           |                     | Gas Tax Fund          |
| 13 Street Resurfacing Project: Marine (Sepulveda to Aviation)  | \$ 100,000          | \$ 700,000           |                     |                     |                     | Proposition C         |
| 14 Traffic Signal Preemption Devices   | \$ 75,000           | \$ 75,000            | \$ 75,000           |                     |                     | CIP Fund              |
| 15 Community Development Office Two (2) New Work Stations and Front Counter Modification                 | \$ 150,000          |                      |                     |                     |                     | CIP Fund              |
| 16 Engineering Division Space Planning   | \$ 250,000          |                      |                     |                     |                     | CIP Fund              |
| 17 Parking Structure Structural Rehabilitation/Reinvestment (Based on findings of Structural Inspection) | \$ 814,500          |                      |                     |                     |                     | Parking Fund          |
| <b>EXISTING 5-YEAR PROJECTS WITH FY16-17 FUNDING APPROPRIATION</b>                                       | <b>\$ 5,054,500</b> | <b>\$ 12,285,000</b> | <b>\$ 1,235,000</b> | <b>\$ 1,200,000</b> | <b>\$ 1,160,000</b> |                       |

COLOR LEGEND:  
YELLOW HIGHLIGHT = FY16-17 FUNDING REQUESTS

City of Manhattan Beach  
FY2017-2021 Capital Improvement Plan by Type

| City of Manhattan Beach, Capital Improvement Plan FY2017-2021<br>DRAFT PROJECTS BY TYPE FOR FY2016-17 THRU FY2020-21 |                          |                                       |                       |                                    |             |              |              |              |             |   | BY TYPE        |
|--|--------------------------|---------------------------------------|-----------------------|------------------------------------|-------------|--------------|--------------|--------------|-------------|---|----------------|
| PROJECT TITLE  | Carryover Project Number | Carryover Project Original Funding Yr | Status as of 03/31/16 | Previously Committed Unspent Funds | FY2016-17   | FY2017-18    | FY2018-19    | FY2019-20    | FY2020-21   | FIVE YEAR TOTAL (Includes Previously Committed Unspent Funds & New Funds) | FUND SOURCE(S) |
| <b>SUMMARY ALL PROJECT TYPES</b>   |                          |                                       |                       |                                    |             |              |              |              |             |   |                |
| WASTEWATER PROJECTS  |                          |                                       |                       | \$2,772,835                        | \$100,000   | \$7,250,000  | \$2,400,000  | \$2,150,000  | \$1,950,000 | \$16,622,835  | See Below      |
| WATER PROJECTS   |                          |                                       |                       | \$5,046,780                        | \$3,835,000 | \$10,920,000 | \$6,475,000  | \$6,475,000  | \$0         | \$32,751,780  | See Below      |
| STORMWATER PROJECTS  |                          |                                       |                       | \$1,097,475                        | \$210,000   | \$210,000    | \$712,700    | \$712,700    | \$712,700   | \$3,655,575   | See Below      |
| STREETS PROJECTS (w/out Sep Bdg)   |                          |                                       |                       | \$11,048,336                       | \$4,030,000 | \$2,710,000  | \$1,075,000  | \$1,440,000  | \$1,025,000 | \$21,328,336  | See Below      |
| FACILITIES PROJECTS  |                          |                                       |                       | \$4,660,245                        | \$877,000   | \$1,450,000  | \$1,000,000  | \$1,000,000  | \$1,000,000 | \$9,987,245   | See Below      |
| Special Revenue Funds  |                          |                                       |                       | \$1,513,190                        | \$0         | \$0          | \$0          | \$0          | \$0         | \$1,513,190   | See Below      |
| PARKING PROJECTS   |                          |                                       |                       | \$776,515                          | \$854,500   | \$275,000    | \$25,000     | \$225,000    | \$0         | \$2,156,015   | See Below      |
| FUNDED PROJECTS BY TYPE SUBTOTAL   |                          |                                       |                       | \$26,915,376                       | \$9,906,500 | \$22,815,000 | \$11,687,700 | \$12,002,700 | \$4,687,700 | \$88,014,976  |                |
| Sepulveda Bridge   |                          |                                       |                       | \$19,450,710                       | \$0         | \$0          | \$0          | \$0          | \$0         | \$19,450,710  |                |
| FUNDED PROJECTS BY TYPE TOTAL  |                          |                                       |                       | \$46,366,086                       | \$9,906,500 | \$22,815,000 | \$11,687,700 | \$12,002,700 | \$4,687,700 | \$107,465,686   |                |

COLOR LEGEND:

YELLOW HIGHLIGHT = FY16-17 FUNDING REQUESTS

City of Manhattan Beach  
FY2017-2021 Capital Improvement Plan by Type

|  |  |  |  |  |  |  |
|--|--|--|--|--|--|--|
| <b>Types of Funding Sources:</b>   |  |  |  |  |  |  |
| <b>Capital Improvement Fund:</b> The Capital Improvement Fund is used to account for capital projects not eligible for funding from other specific funding sources. Funding sources are derived from various sources such as grant funds or transfers from the General Fund.   |  |  |  |  |  |  |
| <b>Gas Tax Fund:</b> The Gas Tax Fund is used to account for the City's share of state and county gasoline tax collection in accordance with the provisions of the State of California Streets and Highway Code. Revenues are disbursed by the State based on population and must be used towards the maintenance and repair of City streets that serve as State and County thoroughfares.   |  |  |  |  |  |  |
| <b>Measure R Local Return:</b> Measure R is a one-half cent (0.5%) sales tax approved by Los Angeles County voters in November 2008 to meet the transportation needs of Los Angeles County. Local Return - Measure R Local Return funds are provided to cities on a per capita basis. The City began receiving these funds in January 2010 and should receive an estimated \$330,000 per year. The funds can be used for street maintenance, bicycle and pedestrian facilities and transit purposes.   |  |  |  |  |  |  |
| <b>Measure R South Bay Highway:</b> A portion of Measure R is allocated to 17 regional project group categories. South Bay agencies will receive funding under the subcategory entitled "Interstate 405, I-110, I-105, and SR-91 Ramp and Interchange Improvements (South Bay)". It is estimated that \$906 million will be available to South Bay agencies over 30 years to fund capacity improvements that benefit the state highway system. Eligibility provisions in the measure have been interpreted to include routes parallel to state highways as well. |  |  |  |  |  |  |
| <b>Parking Fund:</b> The Parking Fund is used to account for the general operations and maintenance of City parking lots and spaces. Revenues are generated from the use of these properties.  |  |  |  |  |  |  |
| <b>Prop A &amp; C Funds:</b> The Proposition A and C Funds are used to account for proceeds from the half-cent sales taxes generated by the approval of Propositions A and C by Los Angeles County voters. These funds, which are administered by the Los Angeles County Metropolitan Transportation Authority (MTA), are distributed based on population and must be used for transportation-related projects.  |  |  |  |  |  |  |
| <b>State Pier &amp; Parking Fund:</b> The State Pier & Parking Lot Fund is used to account for the operation and maintenance of the Manhattan Beach Pier, comfort station, and four adjacent parking lots. These properties are owned by the State, but controlled by the City through an operating agreement.   |  |  |  |  |  |  |
| <b>Stormwater Fund:</b> The Stormwater Fund is used to account for the maintenance of and improvements to, the City's storm drains. Revenues are derived from a storm drain assessment to property owners, which is based on size and use of the parcel, and collected through the property tax roles.   |  |  |  |  |  |  |
| <b>TDA Article III:</b> Transportation Development Act. Administered by the MTA, TDA funds can be used for improvements to pedestrian and bicycle facilities.  |  |  |  |  |  |  |
| <b>Safetee-Lu:</b> Federal transportation legislation entitled "Safe, Accountable, Flexible, Efficient Transportation Equity Act: A Legacy for Users" (Safetee-Lu) that provides funding to agencies for improvements in roads and transportation systems.   |  |  |  |  |  |  |
| <b>Wastewater Fund:</b> The Wastewater Fund is used to account for the maintenance of and improvements to, the City's sewer system. Revenues are derived from a user charge placed on the water bills.   |  |  |  |  |  |  |
| <b>Water Fund:</b> The Water Fund is used to account for the operation of the City's water utility system. Revenues are generated from user fees, which are adjusted periodically to meet the costs of administration, operation, maintenance, and capital improvements to the system.   |  |  |  |  |  |  |

COLOR LEGEND:  
YELLOW HIGHLIGHT = FY16-17 FUNDING REQUESTS

City of Manhattan Beach  
FY2017-2021 Capital Improvement Plan by Type

| City of Manhattan Beach, Capital Improvement Plan FY2017-2021<br>DRAFT PROJECTS BY TYPE FOR FY2016-17 THRU FY2020-21 |  |                                       |                       |                            |              |              |              |              |              |   | BY TYPE           |
|--|--|---------------------------------------|-----------------------|----------------------------|--------------|--------------|--------------|--------------|--------------|---|-------------------|
| WASTEWATER PROJECTS  |  |                                       |                       |                            |              |              |              |              |              |   |                   |
| PROJECT TITLE  | Carryover Project Number   | Carryover Project Original Funding Yr | Status as of 03/31/16 | Previously Committed Funds | FY2016-17    | FY2017-18    | FY2018-19    | FY2019-20    | FY2020-21    | FIVE YEAR TOTAL (Includes Previously Committed Unspent Funds & New Funds) | FUND SOURCE(S)    |
| <b>WASTEWATER PROJECTS</b>   |  |                                       |                       |                            |              |              |              |              |              |   |                   |
| 1  | Spot Repairs in Areas 5 & 7 Rehabilitation of Gravity Sewer Mains            | 16501E                                | FY 2015-16            | planning                   | \$ 125,000   | \$ 1,400,000 |              |              |              | \$ 1,525,000  | Wastewater Fund   |
| 2  | Spot Repairs in Area 4 Rehabilitation of Gravity Sewer Mains                 | 15844E                                | FY 2014-15            | design                     | \$ 600,000   |              |              |              |              | \$ 600,000  | Wastewater Fund   |
| 3  | Utility Radio Telemetry  | 11838E                                | FY 2010-11            | design                     | \$ 93,795    |              |              |              |              | \$ 93,795   | Wastewater Fund   |
| 4  | Spot Repairs in Area 7 Rehabilitation of Gravity Sewer Mains                 | 13835E                                | FY 2011-12            | construction               | \$ 1,654,040 |              |              |              |              | \$ 1,654,040  | Wastewater Fund   |
| 5  | Poinsettia Sewage Lift Station Replacement and Force Main Replacement        | 15843E                                | FY 2014-15            | RFP                        | \$ 300,000   | \$ 3,000,000 |              |              |              | \$ 3,300,000  | Wastewater Fund   |
| 6  | Spot Repairs in Areas 5, 6 & 7 Rehabilitation of Gravity Sewer Mains         |                                       |                       |                            | \$ 100,000   | \$ 2,600,000 |              |              |              | \$ 2,700,000  | Wastewater Fund   |
| 7  | Pacific Lift Station Upgrade, Emergency Storage, and Force Main Replacement  |                                       |                       |                            |              | \$ 250,000   | \$ 2,150,000 |              |              | \$ 2,400,000  | Wastewater Fund   |
| 8  | Voorhees Lift Station Upgrade, Emergency Storage, and Force Main Replacement |                                       |                       |                            |              |              | \$ 250,000   | \$ 1,900,000 |              | \$ 2,150,000  | Wastewater Fund   |
| 9  | Meadows Lift Station Upgrade, Emergency Storage, and Force Main              |                                       |                       |                            |              |              |              | \$ 250,000   | \$ 1,700,000 | \$ 1,950,000  | Wastewater Fund   |
| 10   | Palm Lift Station Upgrade, Emergency Storage, and Force Main                 |                                       |                       |                            |              |              |              |              | \$ 250,000   | \$ 250,000  | Wastewater Fund   |
| <b>Wastewater Projects TOTAL</b>   |  |                                       |                       |                            |              |              |              |              |              |   | <b>16,622,835</b> |

COLOR LEGEND:  
YELLOW HIGHLIGHT = FY16-17 FUNDING REQUESTS

City of Manhattan Beach  
FY2017-2021 Capital Improvement Plan by Type

| City of Manhattan Beach, Capital Improvement Plan FY2017-2021<br>DRAFT PROJECTS BY TYPE FOR FY2016-17 THRU FY2020-21 |                          |                                       |                       |                            |              |               |              |              |           |   | BY TYPE        |
|--|--------------------------|---------------------------------------|-----------------------|----------------------------|--------------|---------------|--------------|--------------|-----------|---|----------------|
| WATER PROJECTS   |                          |                                       |                       |                            |              |               |              |              |           |   |                |
| PROJECT TITLE  | Carryover Project Number | Carryover Project Original Funding Yr | Status as of 03/31/16 | Previously Committed Funds | FY2016-17    | FY2017-18     | FY2018-19    | FY2019-20    | FY2020-21 | FIVE YEAR TOTAL (Includes Previously Committed Unspent Funds & New Funds) | FUND SOURCE(S) |
| <b>WATER PROJECTS</b>  |                          |                                       |                       |                            |              |               |              |              |           |   |                |
| 1 Areas 5, 6 & 7 Pipe Replacement Program and Fire Hydrant Installation  | 16302E                   | FY 2015-16                            | planning              | \$ 100,000                 |              |               |              |              |           | \$ 100,000  | Water Fund     |
| 2 Larsson Street Booster Station Improvement   | 12828E                   | FY 2011-12                            | design                | \$ 745,500                 |              |               |              |              |           | \$ 745,500  | Water Fund     |
| 3 Utility Radio Telemetry (Fiber Op Imp)   | 11834E                   | FY 2010-11                            | design                | \$ 272,655                 |              |               |              |              |           | \$ 272,655  | Water Fund     |
| 4 Areas 2 & 3 Pipe Replacement Program and Fire Hydrant Installation   | 13833E                   | FY 2012-13                            | construction          | \$ 1,627,010               |              |               |              |              |           | \$ 1,627,010  | Water Fund     |
| 5 Paint Block 35 Elevated Tank   | 15837E                   | FY 2014-15                            | design                | \$ 498,740                 | \$ 365,000   |               |              |              |           | \$ 863,740  | Water Fund     |
| 6 Chloramination System at Wells 11 & 15   | 15838E                   | FY 2014-15                            | design                | \$ 302,875                 | \$ 500,000   | \$ 7,500,000  |              |              |           | \$ 302,875  | Water Fund     |
| 7 Peck Ground Level Reservoir Replacement  | 15836E                   | FY 2014-15                            | design                | \$ 1,500,000               | \$ 300,000   | \$ 250,000    |              |              |           | \$ 9,500,000  | Water Fund     |
| 8 Redrill & Equip Well 15  |                          |                                       |                       |                            |              | \$ 300,000    |              |              |           | \$ 550,000  | Water Fund     |
| 9 Block 35 Ground Level Reservoir Replacement  |                          |                                       |                       |                            |              | \$ 200,000    | \$ 3,700,000 | \$ 3,700,000 |           | \$ 7,700,000  | Water Fund     |
| 10 Well Collection line From Well 11A to Block 35  |                          |                                       |                       |                            |              | \$ 200,000    | \$ 2,775,000 | \$ 2,775,000 |           | \$ 5,750,000  | Water Fund     |
| 11 Water Meter Upgrade and Automation  |                          |                                       |                       |                            | \$ 2,670,000 | \$ 2,670,000  |              |              |           | \$ 5,340,000  | Water Fund     |
| <b>Water Projects TOTAL</b>  |                          |                                       |                       |                            |              |               |              |              |           |   |                |
|  |                          |                                       |                       | \$ 5,046,780               | \$ 3,835,000 | \$ 10,920,000 | \$ 6,475,000 | \$ 6,475,000 | \$ -      | \$ 32,751,780   |                |

COLOR LEGEND:  
YELLOW HIGHLIGHT = FY16-17 FUNDING REQUESTS

City of Manhattan Beach  
FY2017-2021 Capital Improvement Plan by Type

| City of Manhattan Beach, Capital Improvement Plan FY2017-2021<br>DRAFT PROJECTS BY TYPE FOR FY2016-17 THRU FY2020-21 |                          |                                       |                       |                                    |              |            |            |            |            |   | BY TYPE          |
|--|--------------------------|---------------------------------------|-----------------------|------------------------------------|--------------|------------|------------|------------|------------|---|------------------|
| STORMWATER PROJECTS  |                          |                                       |                       |                                    |              |            |            |            |            |   |                  |
| PROJECT TITLE  | Carryover Project Number | Carryover Project Original Funding Yr | Status as of 03/31/16 | Previously Committed Unspent Funds | FY2016-17    | FY2017-18  | FY2018-19  | FY2019-20  | FY2020-21  | FIVE YEAR TOTAL (Includes Previously Committed Unspent Funds & New Funds) | FUND SOURCE(S)   |
| STORMWATER PROJECTS  |                          |                                       |                       |                                    |              |            |            |            |            |   |                  |
| 1 Stormwater Quality Improvement Catch Basin Inserts   | 16401E                   | FY2015-16                             | design                | \$ 200,080                         | \$ 210,000   | \$ 210,000 | \$ 210,000 | \$ 210,000 | \$ 210,000 | \$ 1,250,080  | Storm Drain Fund |
| 2 Storm Drain Repairs  | 15842E                   | FY 2014-15                            | design                | \$ 897,395                         |              | \$ 502,700 | \$ 502,700 | \$ 502,700 | \$ 502,700 | \$ 2,405,495  | Storm Drain Fund |
| Stormwater Projects TOTAL  |                          |                                       |                       |                                    |              |            |            |            |            |   |                  |
|  |                          |                                       |                       |                                    | \$ 1,097,475 | \$ 210,000 | \$ 712,700 | \$ 712,700 | \$ 712,700 | \$ 3,655,575  |                  |

COLOR LEGEND:  
 YELLOW HIGHLIGHT = FY16-17 FUNDING REQUESTS

City of Manhattan Beach  
 FY2017-2021 Capital Improvement Plan by Type

City of Manhattan Beach, Capital Improvement Plan FY2017-2021  
 DRAFT PROJECTS BY TYPE FOR FY2016-17 THRU FY2020-21

| STREETS / TRANSPORTATION  |                          |                                       |                       |                                    |            |            |           |           |           |   | <b>BY TYPE</b>                      |  |
|---|--------------------------|---------------------------------------|-----------------------|------------------------------------|------------|------------|-----------|-----------|-----------|---|-------------------------------------|--|
| PROJECT TITLE   | Carryover Project Number | Carryover Project Original Funding Yr | Status as of 03/31/16 | Previously Committed Unspent Funds | FY2016-17  | FY2017-18  | FY2018-19 | FY2019-20 | FY2020-21 | FIVE YEAR TOTAL (Includes Previously Committed Unspent Funds & New Funds) | FUND SOURCE(S)                      |  |
| <b>CAPACITY ENHANCEMENTS (GRANT FUNDED)</b>   |                          |                                       |                       |                                    |            |            |           |           |           |   |                                     |  |
| 1 Sepulveda Bridge Widening Prop C Local (merged 08827 & 10827)   | 10827E                   | FY 2009-10                            | design                | \$ 3,360,290                       |            |            |           |           |           | \$ 3,360,290  | Proposition C                       |  |
| 2 Sepulveda Bridge Widening (33rd/Valley) *Safetee-Lu Earmark   | 11830E                   | FY 2010-11                            | design                | \$ 177,105                         |            |            |           |           |           | \$ 177,105  | Safetee-Lu Earmark                  |  |
| 3 Sepulveda Bridge Widening MTA Call  | 13840E                   | FY 2012-13                            | design                | \$ 6,813,315                       |            |            |           |           |           | \$ 6,813,315  | MTA Call 2009                       |  |
| 4 Sepulveda Bridge Widening Measure R South Bay   | 13841E                   | FY 2012-13                            | design                | \$ 9,100,000                       |            |            |           |           |           | \$ 9,100,000  | Measure R South Bay                 |  |
| 5 Dual Left-Turn Lanes on MBB at Sepulveda EB to NB, NB to WB, WB to SB (Proposition C & Measure R South Bay Hwy) | 09823E                   | FY 2008-09                            | planning              | \$ 1,362,420                       |            |            |           |           |           | \$ 1,362,420  | Proposition C & Measure R South Bay |  |
| 6 Aviation at Artesia, SB to WB Right-Turn Lane (Gas Tax & Measure R South Bay Hwy)                               | 16104E                   | FY2015-16                             | planning              | \$ 1,499,220                       |            |            |           |           |           | \$ 1,499,220  | Gas Tax Fund & Measure R South Bay  |  |
| 7 Sepulveda Blvd. & 8th St Intersection Improvements (NB & SB from Sep to 8th)                                    | 14821E                   | FY2013-14                             | design                | \$ 235,535                         |            |            |           |           |           | \$ 235,535  | 10% HSIP                            |  |
| 8 (Highway Safety Improvement Program 10% match)  |                          |                                       |                       |                                    |            |            |           |           |           |   |                                     |  |
| 9 22 Intersection Pedestrian Improvements (Highway Safety Improvement Program 10% match)                          | 14823E                   | FY2013-14                             | design                | \$ 248,065                         |            |            |           |           |           | \$ 248,065  | 10% HSIP                            |  |
| 10 Sepulveda/Oak Neighborhood Intrusion Study   |                          |                                       |                       |                                    | \$ 50,000  |            |           |           |           | \$ 50,000   | 90% Gas Tax Fund                    |  |
| 11 Protected Left-Turns: Manhattan Beach Blvd at Peck Ave   |                          |                                       |                       |                                    | \$ 35,000  | \$ 175,000 |           |           |           | \$ 210,000  | MsR R Local Return                  |  |
| Sepulveda Intersection Improvements (Rosecrans, 33rd, Cedar, 14th St & 2nd St.)                                   |                          |                                       |                       |                                    | \$ 90,000  | \$ 810,000 |           |           |           | \$ 900,000  | Proposition C                       |  |
| Sepulveda Bridge  |                          |                                       |                       | \$ 19,450,710                      | \$ -       | \$ -       | \$ -      | \$ -      | \$ -      | \$ 19,450,710   |                                     |  |
| Other   |                          |                                       |                       | \$ 3,345,240                       | \$ 175,000 | \$ 985,000 | \$ -      | \$ -      | \$ -      | \$ 4,505,240  |                                     |  |
| Subtotal (Combined)   |                          |                                       |                       | \$ 22,795,950                      | \$ 175,000 | \$ 985,000 | \$ -      | \$ -      | \$ -      | \$ 23,955,950   |                                     |  |

COLOR LEGEND:  
YELLOW HIGHLIGHT = FY16-17 FUNDING REQUESTS

City of Manhattan Beach  
FY2017-2021 Capital Improvement Plan by Type

| City of Manhattan Beach, Capital Improvement Plan FY2017-2021<br>DRAFT PROJECTS BY TYPE FOR FY2016-17 THRU FY2020-21                         |                          |                                       |                       |                                    |            |            |            |            |            |   | BY TYPE                            |
|--|--------------------------|---------------------------------------|-----------------------|------------------------------------|------------|------------|------------|------------|------------|---|------------------------------------|
| STREETS / TRANSPORTATION   |                          |                                       |                       |                                    |            |            |            |            |            |   |                                    |
| PROJECT TITLE  | Carryover Project Number | Carryover Project Original Funding Yr | Status as of 03/31/16 | Previously Committed Unspent Funds | FY2016-17  | FY2017-18  | FY2018-19  | FY2019-20  | FY2020-21  | FIVE YEAR TOTAL (Includes Previously Committed Unspent Funds & New Funds) | FUND SOURCE(S)                     |
| <b>PEDESTRIAN AND SAFETY IMPROVEMENTS</b>  |                          |                                       |                       |                                    |            |            |            |            |            |   |                                    |
| 12 Non-Motorized Transportation Project: Vista Del Mar Speed Feedback Signs & Pedestrian Crossing Beacons on Highland at 34th, 35th and 36th | 15835E                   | FY 2014-15                            | planning              | \$ 193,130                         | \$ 100,000 | \$ 100,000 | \$ 100,000 | \$ 100,000 | \$ 100,000 | \$ 693,130  | CIP Fund                           |
| 13 Non-Motorized Transportation Project: Rosecrans Ave Bike Lane   | 13829E                   | FY 2012-13                            | design                | \$ 160,810                         |            |            |            |            |            | \$ 160,810  | CIP Fund                           |
| 14 CDBG Access Ramp Construction Project   | 15834E                   | FY 2014-15                            | design                | \$ 312,830                         | \$ 100,000 | \$ 100,000 | \$ 100,000 | \$ 100,000 | \$ 100,000 | \$ 812,830  | CIP Fund (CDBG Funds)              |
| 15 Investigate & Potentially Install Traffic Device(s) at Highland & 38th St.  | 16105E                   | FY2014-15                             | design                | \$ 159,710                         |            |            |            |            |            | \$ 159,710  | Measure R Local Return             |
| 16 Strand Stairs: Construction   | 10824E                   | FY 2009-10                            | construction          | \$ 1,650,531                       |            |            |            |            |            | \$ 1,650,531  | CIP Fund                           |
| 17 Cycle 3 Safe Routes to School Program   | 13842E                   | FY 2012-13                            | design                | \$ 464,595                         |            |            |            |            |            | \$ 464,595  | CIP Fund & State Grant Funds       |
| 18 Cycle 10 Safe Routes to School Program  | 13844E                   | FY 2012-13                            | design                | \$ 497,500                         |            |            |            |            |            | \$ 497,500  | 10% CIP Fund 90% State Grant Funds |
| 19 Signalized Crosswalk: MBB @ Target Driveway   | 15826E                   | FY 2014-15                            | design                | \$ 181,490                         |            |            |            |            |            | \$ 181,490  | Measure R Local Return             |
| 20 Raised Median Construction: MBB, west of Aviation   | 15827E                   | FY 2014-15                            | design                | \$ 146,490                         |            |            |            |            |            | \$ 146,490  | Measure R Local Return             |
| 21 Veterans Parkway Pedestrian Access Master Plan  |                          |                                       |                       |                                    | \$ 80,000  |            |            |            |            | \$ 80,000   | CIP Fund                           |
| 22 Ocean Drive Walkstreet Crossing   |                          |                                       |                       |                                    |            |            | \$ 50,000  | \$ 450,000 |            | \$ 500,000  | CIP Fund                           |
| 23 Strand Bikeway Pier Undercrossing   |                          |                                       |                       |                                    |            |            |            | \$ 75,000  |            | \$ 75,000   | CIP Fund                           |
|  |                          |                                       |                       | \$ 3,767,086                       | \$ 280,000 | \$ 200,000 | \$ 250,000 | \$ 650,000 | \$ 275,000 | \$ 5,422,086  |                                    |
|  |                          |                                       | Subtotal              |                                    |            |            |            |            |            |   |                                    |



COLOR LEGEND:  
YELLOW HIGHLIGHT = FY16-17 FUNDING REQUESTS

City of Manhattan Beach  
FY2017-2021 Capital Improvement Plan by Type

City of Manhattan Beach, Capital Improvement Plan FY2017-2021  
DRAFT PROJECTS BY TYPE FOR FY2016-17 THRU FY2020-21

| STREETS / TRANSPORTATION Cont'd   |                          |                                       |                       |                                    |            |            |            |            |            |   | BY TYPE                  |              |              |              |              |               |  |
|---|--------------------------|---------------------------------------|-----------------------|------------------------------------|------------|------------|------------|------------|------------|---|--------------------------|--------------|--------------|--------------|--------------|---------------|--|
| PROJECT TITLE   | Carryover Project Number | Carryover Project Original Funding Yr | Status as of 03/31/16 | Previously Committed Unspent Funds | FY2016-17  | FY2017-18  | FY2018-19  | FY2019-20  | FY2020-21  | FIVE YEAR TOTAL (Includes Previously Committed Unspent Funds & New Funds) | FUND SOURCE(S)           |              |              |              |              |               |  |
| <b>CONCRETE REPAIRS</b>   |                          |                                       |                       |                                    |            |            |            |            |            |   |                          |              |              |              |              |               |  |
| 24 Annual Curb, Gutter and Ramp Replacement Project                             | 16108                    | FY 2015-16                            | design                | \$ 365,000                         | \$ 365,000 | \$ 365,000 | \$ 365,000 | \$ 365,000 | \$ 365,000 | \$ 2,190,000  | Gas Tax Fund             |              |              |              |              |               |  |
| Subtotal  |                          |                                       |                       |                                    |            |            |            |            |            |   |                          |              |              |              |              |               |  |
| <b>ASPHALT PAVEMENT PROJECTS</b>  |                          |                                       |                       |                                    |            |            |            |            |            |   |                          |              |              |              |              |               |  |
| 25 Street Resurfacing Project: Rosecrans Avenue (Sepulveda Blvd to Redondo Ave) | 11822E                   | FY 2010-11                            | design                | \$ 250,000                         |            |            |            |            |            | \$ 250,000  | Gas Tax Fund (MTA, STPL) |              |              |              |              |               |  |
| 26 Manhattan Ave./Highland Ave. Improvement Project (1st-8th) (Proposition 1B)  | 10823E                   | FY 2009-10                            | planning              | \$ 702,805                         |            |            |            |            |            | \$ 702,805  | Gas Tax Fund             |              |              |              |              |               |  |
| 27 Morningside Drive Rehabilitation (10th Pl to MBB)                            | 15822E                   | FY 2014-15                            | planning              | \$ 75,000                          | \$ 300,000 |            |            |            |            | \$ 75,000   | Gas Tax Fund             |              |              |              |              |               |  |
| 28 Street Resurfacing Project: Blanche, Marine, & 27th                          | 15824E                   | FY 2014-15                            | design                | \$ 75,000                          | \$ 900,000 |            |            |            |            | \$ 375,000  | Gas Tax Fund             |              |              |              |              |               |  |
| 29 Street Resurfacing Project: MBB (Sepulveda to Aviation)                      | 15825E                   | FY 2014-15                            | design                | \$ 96,415                          |            |            |            |            |            | \$ 96,415   | Gas Tax Fund             |              |              |              |              |               |  |
| 30 Street Resurfacing Project: Oak, Redondo, & 11th                             | 16103E                   | FY 2015-16                            | design                | \$ 250,000                         |            |            |            |            |            | \$ 250,000  | Gas Tax Fund match       |              |              |              |              |               |  |
| 31 Areas 2 & 3 Slurry Seal Project  | 15820E                   | FY 2014-15                            | bid process           | \$ 485,050                         |            |            |            |            |            | \$ 485,050  | Gas Tax Fund             |              |              |              |              |               |  |
| 32 Annual Slurry Seal Project   | 16102E                   | FY 2015-16                            | planning              | \$ 385,000                         | \$ 385,000 | \$ 385,000 | \$ 385,000 | \$ 385,000 | \$ 385,000 | \$ 2,310,000  | Gas Tax Fund             |              |              |              |              |               |  |
| 33 Triennial Pavement Management System Update                                  |                          |                                       |                       | \$ 40,000                          |            |            | \$ 40,000  |            |            | \$ 80,000   | Gas Tax Fund             |              |              |              |              |               |  |
| 34 Street Resurfacing Project: Marine (Sepulveda to Aviation)                   |                          |                                       |                       | \$ 100,000                         | \$ 700,000 |            |            |            |            | \$ 800,000  | Proposition C            |              |              |              |              |               |  |
| 35 Street Resurfacing Project: 1100 block of 3rd St.                            |                          |                                       |                       | \$ 350,000                         |            |            |            |            |            | \$ 350,000  | Measure R Local Return   |              |              |              |              |               |  |
| 36 Street Resurfacing Project: Liberty Village                                  |                          |                                       |                       | \$ 800,000                         |            |            |            |            |            | \$ 800,000  | Measure R Local Return   |              |              |              |              |               |  |
| Subtotal  |                          |                                       |                       |                                    |            |            |            |            |            |   |                          |              |              |              |              |               |  |
| <b>MISCELLANEOUS STREETS PROJECTS</b>   |                          |                                       |                       |                                    |            |            |            |            |            |   |                          |              |              |              |              |               |  |
| 37 Traffic Signal Preemption Devices  | 16106E                   | FY 2015-16                            | planning              | \$ 75,000                          | \$ 75,000  | \$ 75,000  |            |            |            | \$ 300,000  | CIP Fund                 |              |              |              |              |               |  |
| 38 LED Traffic Safety Lighting  | 16107E                   | FY 2015-16                            | planning              | \$ 77,000                          |            |            |            |            |            | \$ 77,000   | CIP Fund                 |              |              |              |              |               |  |
| Downtown Streetscape Improvements:  |                          |                                       |                       |                                    |            |            |            |            |            |   |                          |              |              |              |              |               |  |
| 39 Traffic Signal Pole Replacement (16 poles)                                   | 13822E                   | FY 2012-13                            | design                | \$ 1,099,740                       |            |            |            |            |            | \$ 1,099,740  | CIP Fund                 |              |              |              |              |               |  |
| 40 Sepulveda Blvd Multi-Modal Streetscape Plan                                  |                          |                                       |                       | \$ 150,000                         |            |            |            |            |            | \$ 150,000  | CIP Fund                 |              |              |              |              |               |  |
| 41 Signal Battery Back-Up Installation  |                          |                                       |                       | \$ 110,000                         |            |            |            |            |            | \$ 110,000  | CIP Fund                 |              |              |              |              |               |  |
| Subtotal  |                          |                                       |                       |                                    |            |            |            |            |            |   |                          |              |              |              |              |               |  |
| Subtotal  |                          |                                       |                       |                                    |            |            |            |            |            |   | \$ 2,319,270             | \$ 2,875,000 | \$ 1,085,000 | \$ 425,000   | \$ 385,000   | \$ 7,474,270  |  |
| <b>Sepulveda Bridge</b>   |                          |                                       |                       |                                    |            |            |            |            |            |   |                          |              |              |              |              |               |  |
| Other   |                          |                                       |                       |                                    |            |            |            |            |            |   | \$ 19,450,710            | \$ -         | \$ -         | \$ -         | \$ -         | \$ 19,450,710 |  |
| <b>Streets Projects TOTAL</b>   |                          |                                       |                       |                                    |            |            |            |            |            |   | \$ 11,048,336            | \$ 4,030,000 | \$ 2,710,000 | \$ 1,440,000 | \$ 1,025,000 | \$ 21,328,336 |  |
| <b>Streets Projects TOTAL</b>   |                          |                                       |                       |                                    |            |            |            |            |            |   | \$ 30,499,046            | \$ 4,030,000 | \$ 2,710,000 | \$ 1,440,000 | \$ 1,025,000 | \$ 40,779,046 |  |

COLOR LEGEND:  
YELLOW HIGHLIGHT = FY16-17 FUNDING REQUESTS

City of Manhattan Beach  
FY2017-2021 Capital Improvement Plan by Type

City of Manhattan Beach, Capital Improvement Plan FY2017-2021  
DRAFT PROJECTS BY TYPE FOR FY2016-17 THRU FY2020-21

| BY TYPE           |   |                          |                                       |                       |                                    |            |              |              |              |              |   |  |
|-------------------|---|--------------------------|---------------------------------------|-----------------------|------------------------------------|------------|--------------|--------------|--------------|--------------|---|--|
| FACILITIES        | PROJECT TITLE   | Carryover Project Number | Carryover Project Original Funding Yr | Status as of 03/31/16 | Previously Committed Unspent Funds | FY2016-17  | FY2017-18    | FY2018-19    | FY2019-20    | FY2020-21    | FIVE YEAR TOTAL (Includes Previously Committed Unspent Funds & New Funds) | FUND SOURCE(S)                               |
| <b>FACILITIES</b> |   |                          |                                       |                       |                                    |            |              |              |              |              |   |  |
| 1                 | Park Master Plan  | 16213E                   | FY2015-16                             | planning              | \$ 100,000                         |            |              |              |              |              | \$ 100,000  | CIP Fund                                     |
| 2                 | Live Oak Fiber Connectivity for Tennis Office via Joslyn Center                       | 16202E                   | FY2015-16                             | design                | \$ 35,420                          |            |              |              |              |              | \$ 35,420   | CIP Fund                                     |
| 3                 | Community Development Office Two (2) New Work Stations and Front Counter Modification | 16203E                   | FY2015-16                             | design                | \$ 70,000                          | \$ 150,000 |              |              |              |              | \$ 220,000  | CIP Fund                                     |
| 4                 | Human Resources Offices Reconfiguration & Improvements                                | 16204E                   | FY2015-16                             | design                | \$ 132,000                         |            |              |              |              |              | \$ 132,000  | CIP Fund                                     |
| 5                 | Field Netting at Dorsey, Live Oak and Manhattan Heights                               | 16205E                   | FY2015-16                             | design                | \$ 150,000                         |            |              |              |              |              | \$ 150,000  | CIP Fund                                     |
| 6                 | Replace Light Fixtures at Manhattan Village Field                                     | 16206E                   | FY2015-16                             | planning              | \$ 100,230                         |            |              |              |              |              | \$ 100,230  | CIP Fund                                     |
| 7                 | Installation of New Fitness Station and Surfacing at Miraposa Fitness Station         | 16207E                   | FY2015-16                             | planning              | \$ 55,000                          |            |              |              |              |              | \$ 55,000   | CIP Fund                                     |
| 8                 | Begg Field Synthetic Turf & Light Fixture Replacement                                 | 16208E                   | FY2015-16                             | on-hold               | \$ 1,332,000                       |            |              |              |              |              | \$ 1,332,000  | CIP Fund                                     |
| 9                 | Marine Ave Park Baseball Field Synthetic Turf   | 16209E                   | FY2015-16                             | design                | \$ 148,075                         |            |              |              |              |              | \$ 148,075  | CIP Fund \$100k Little League Donation \$75k |
| 10                | Energy Efficiency Implementation Study/Plan   | 16210E                   | FY2015-16                             | RFP                   | \$ 100,000                         |            |              |              |              |              | \$ 100,000  | CIP Fund                                     |
| 11                | Engineering Division Spaces Planning  | 16211E                   | FY2015-16                             | design                | \$ 35,000                          | \$ 250,000 |              |              |              |              | \$ 285,000  | CIP Fund                                     |
| 12                | Replacement/Upgrade Fire Station 1 Diesel Exhaust Removal System                      | 16212E                   | FY2015-16                             | bid process           | \$ 30,000                          |            |              |              |              |              | \$ 30,000   | CIP Fund                                     |
| 13                | Veterans Parkway - Landscape/Hardscape  | 15831E                   | FY 2014-15                            | design                | \$ 432,825                         |            |              |              |              |              | \$ 432,825  | CIP Fund                                     |
| 14                | Facility Improvements   | 15828E                   | FY 2014-15                            | bid process           | \$ 1,482,980                       |            | \$ 1,000,000 | \$ 1,000,000 | \$ 1,000,000 | \$ 1,000,000 | \$ 5,482,980  | CIP Fund                                     |
| 15                | Fire Station Security Card Installation   | 15833E                   | FY 2014-15                            | bid process           | \$ 40,000                          |            |              |              |              |              | \$ 40,000   | CIP Fund                                     |
| 16                | Wayfinding Sign Program   | 15832E                   | FY 2014-15                            | on-hold               | \$ 1,200                           |            |              |              |              |              | \$ 1,200  | CIP Fund                                     |
| 17                | Fire Station 2 Design Development   | 15829E                   | FY 2014-15                            | planning              | \$ 320,500                         |            |              |              |              |              | \$ 320,500  | CIP Fund                                     |
| 18                | Management Services Welcome Center & Remodel  | 16215E                   | FY 2014-15                            | construction          | \$ 95,015                          |            |              |              |              |              | \$ 95,015   | CIP Fund                                     |
| 19                | Village Field Replacement Turf  |                          |                                       |                       |                                    | \$ 60,000  |              |              |              |              | \$ 60,000   | CIP Fund                                     |
| 20                | Ceramics Studio Renovation  |                          |                                       |                       |                                    | \$ 267,000 |              |              |              |              | \$ 267,000  | CIP Fund                                     |
| 21                | Fiber Master Plan   |                          |                                       |                       |                                    | \$ 150,000 |              |              |              |              | \$ 150,000  | CIP Fund                                     |
|                   | Facilities (CIP Fund) Subtotal  |                          |                                       |                       | \$ 4,660,245                       | \$ 877,000 | \$ 1,450,000 | \$ 1,000,000 | \$ 1,000,000 | \$ 1,000,000 | \$ 9,987,245  |  |

COLOR LEGEND:  
 YELLOW HIGHLIGHT = FY16-17 FUNDING REQUESTS

City of Manhattan Beach  
 FY2017-2021 Capital Improvement Plan by Type

| City of Manhattan Beach, Capital Improvement Plan FY2017-2021<br>DRAFT PROJECTS BY TYPE FOR FY2016-17 THRU FY2020-21 |                          |                                       |                       |                                    |           |           |           |           |           |   | BY TYPE         |
|--|--------------------------|---------------------------------------|-----------------------|------------------------------------|-----------|-----------|-----------|-----------|-----------|---|-----------------|
| FACILITIES (SPECIAL REVENUE FUNDS)   |                          |                                       |                       |                                    |           |           |           |           |           |   |                 |
| PROJECT TITLE  | Carryover Project Number | Carryover Project Original Funding Yr | Status as of 03/31/16 | Previously Committed Unspent Funds | FY2016-17 | FY2017-18 | FY2018-19 | FY2019-20 | FY2020-21 | FIVE YEAR TOTAL (Includes Previously Committed Unspent Funds & New Funds) | FUND SOURCE(S)  |
| <b>FACILITIES (SPECIAL REVENUE FUNDS)</b>  |                          |                                       |                       |                                    |           |           |           |           |           |   |                 |
| 22 City-Owned Refuse Enclosure Improvements: Design  | 15845E                   | FY 2014-15                            | planning              | \$ 150,000                         |           |           |           |           |           | \$ 150,000  | Refuse Fund     |
| 23 Pier Improvements (includes Roundhouse & Comfort Station Improvements)  | 15848E                   | FY 2014-15                            | construction          | \$ 1,363,190                       |           |           |           |           |           | \$ 1,363,190  | State Pier Fund |
|  |                          |                                       |                       | \$ 4,660,245                       | 877,000   | 1,450,000 | 1,000,000 | 1,000,000 | 1,000,000 | 9,987,245   |                 |
|  |                          |                                       |                       | \$ 1,513,190                       | -         | -         | -         | -         | -         | 1,513,190   |                 |
|  |                          |                                       |                       | \$                                 | 877,000   | 1,450,000 | 1,000,000 | 1,000,000 | 1,000,000 | 11,500,435  |                 |
| <b>Facilities (CIP Fund &amp; Special Revenue Fund) TOTAL</b>  |                          |                                       |                       | \$ 6,173,435                       | 877,000   | 1,450,000 | 1,000,000 | 1,000,000 | 1,000,000 | \$ 11,500,435   |                 |

COLOR LEGEND:  
YELLOW HIGHLIGHT = FY16-17 FUNDING REQUESTS

City of Manhattan Beach  
FY2017-2021 Capital Improvement Plan by Type

| City of Manhattan Beach, Capital Improvement Plan FY2017-2021<br>DRAFT PROJECTS BY TYPE FOR FY2016-17 THRU FY2020-21 |                          |                                       |                       |                                    |            |            |           |            |           |   | BY TYPE                       |
|--|--------------------------|---------------------------------------|-----------------------|------------------------------------|------------|------------|-----------|------------|-----------|---|-------------------------------|
| PARKING PROJECTS   |                          |                                       |                       |                                    |            |            |           |            |           |   |                               |
| PROJECT TITLE  | Carryover Project Number | Carryover Project Original Funding Yr | Status as of 03/31/16 | Previously Committed Unspent Funds | FY2016-17  | FY2017-18  | FY2018-19 | FY2019-20  | FY2020-21 | FIVE YEAR TOTAL (Includes Previously Committed Unspent Funds & New Funds) | FUND SOURCE(S)                |
| <b>PARKING PROJECTS</b>  |                          |                                       |                       |                                    |            |            |           |            |           |   |                               |
| 1  | 15846E                   | FY 2014-15                            | construction          | \$ 591,740                         | \$ 814,500 |            |           |            |           | \$ 1,406,240  | Parking Fund                  |
| 2  | 07829E                   | FY 2006-07                            | planning              | \$ 84,775                          |            |            |           |            |           | \$ 84,775   | Parking Fund/<br>North MB BID |
| 3  | 15847E                   | FY 2014-15                            | design                | \$ 100,000                         |            |            |           |            |           | \$ 100,000  | Parking Fund                  |
| 4  |                          |                                       |                       |                                    |            | \$ 100,000 |           |            |           | \$ 100,000  | Parking Fund                  |
| 5  |                          |                                       |                       |                                    |            |            | \$ 25,000 | \$ 225,000 |           | \$ 250,000  | Parking Fund                  |
| 6  |                          |                                       |                       |                                    | \$ 40,000  | \$ 175,000 |           |            |           | \$ 215,000  | State Pier & Parking Fund     |
| <b>Parking Projects TOTAL</b>  |                          |                                       |                       |                                    |            |            |           |            |           |   |                               |
|  |                          |                                       |                       | \$                                 | \$ 854,500 | \$ 275,000 | \$ 25,000 | \$ 225,000 | \$ -      | \$ 2,156,015  |                               |
| *North Manhattan Beach Business Improvement District funds may be used for projects other than parking.              |                          |                                       |                       |                                    |            |            |           |            |           |   |                               |

COLOR LEGEND:  
YELLOW HIGHLIGHT = FY16-17 FUNDING REQUESTS

City of Manhattan Beach  
FY2017-2021 Capital Improvement Plan by Type

City of Manhattan Beach, Capital Improvement Plan FY2017-2021  
DRAFT PROJECTS BY TYPE FOR FY2016-17 THRU FY2020-21

| SUMMARY ALL PROJECT TYPES                   |                          |                                       |                       |                                    |              |               |               |               |              |   | BY TYPE        |
|---|--------------------------|---------------------------------------|-----------------------|------------------------------------|--------------|---------------|---------------|---------------|--------------|---|----------------|
| PROJECT TITLE                               | Carryover Project Number | Carryover Project Original Funding Yr | Status as of 03/31/16 | Previously Committed Unspent Funds | FY2016-17    | FY2017-18     | FY2018-19     | FY2019-20     | FY2020-21    | FIVE YEAR TOTAL (Includes Previously Committed Unspent Funds & New Funds) | FUND SOURCE(S) |
| WASTEWATER PROJECTS                         |                          |                                       |                       | \$ 2,772,835                       | \$ 100,000   | \$ 7,250,000  | \$ 2,400,000  | \$ 2,150,000  | \$ 1,950,000 | \$ 16,622,835   | See Above      |
| WATER PROJECTS                              |                          |                                       |                       | \$ 5,046,780                       | \$ 3,835,000 | \$ 10,920,000 | \$ 6,475,000  | \$ 6,475,000  | \$ -         | \$ 32,751,780   | See Above      |
| STORMWATER PROJECTS                         |                          |                                       |                       | \$ 1,097,475                       | \$ 210,000   | \$ 210,000    | \$ 712,700    | \$ 712,700    | \$ 712,700   | \$ 3,655,575  | See Above      |
| STREETS PROJECTS (w/out Sep Bdg)            |                          |                                       |                       | \$ 11,048,336                      | \$ 4,030,000 | \$ 2,710,000  | \$ 1,075,000  | \$ 1,440,000  | \$ 1,025,000 | \$ 21,328,336   | See Above      |
| FACILITIES PROJECTS                         |                          |                                       |                       | \$ 4,660,245                       | \$ 877,000   | \$ 1,450,000  | \$ 1,000,000  | \$ 1,000,000  | \$ 1,000,000 | \$ 9,987,245  | See Above      |
| FACILITIES PROJECTS (Special Revenue Funds) |                          |                                       |                       | \$ 1,513,190                       | \$ -         | \$ -          | \$ -          | \$ -          | \$ -         | \$ 1,513,190  | See Above      |
| PARKING PROJECTS                            |                          |                                       |                       | \$ 776,515                         | \$ 854,500   | \$ 275,000    | \$ 25,000     | \$ 225,000    | \$ -         | \$ 2,156,015  | See Above      |
| FUNDED PROJECTS BY TYPE SUBTOTAL            |                          |                                       |                       | \$ 26,915,376                      | \$ 9,906,500 | \$ 22,815,000 | \$ 11,687,700 | \$ 12,002,700 | \$ 4,687,700 | \$ 88,014,976   |                |
| Sepulveda Bridge                            |                          |                                       |                       | \$ 19,450,710                      | \$ -         | \$ -          | \$ -          | \$ -          | \$ -         | \$ 19,450,710   |                |
| FUNDED PROJECTS BY TYPE TOTAL               |                          |                                       |                       | \$ 46,366,086                      | \$ 9,906,500 | \$ 22,815,000 | \$ 11,687,700 | \$ 12,002,700 | \$ 4,687,700 | \$ 107,465,686  |                |

**City of Manhattan Beach  
Public Works Department**

**Fiscal Year  
2017-2021  
5-Year Capital Improvement Plan**

---

**City Council Meeting  
April 19, 2016**



# Key City Council Actions for CIP

## TONIGHT

- Review Draft 5-Year Capital Improvement Plan
- Add/Delete/Modify CIP Project List

## JUNE 2016

- Approve 5-Year CIP and Appropriate Funds for FY16-17 only



# FY 2016-2017 Funding Request

- 30 total projects in the CIP need funding in FY2016-2017
  - 13 brand new
  - 17 existing
- Total FY16-17 funding request:  
\$9,906,500





# 17 Brand New Projects to the 5-Year CIP

(13 OF THESE PROJECTS REQUIRE 16-17 FUNDING, 4 ARE "FUTURE YEAR PROJECTS")

|    | PROJECT TITLE   | FY2016-17           | FY2017-18           | FY2018-19        | FY2019-20         | FY2020-21        | FUND SOURCE(S)            |
|----|---|---------------------|---------------------|------------------|-------------------|------------------|---------------------------|
| 1  | Water Meter Upgrade and Automation  | \$ 2,670,000        | \$ 2,670,000        |                  |                   |                  | Water Fund                |
| 2  | Sepulveda/Oak Neighborhood Intrusion Study                                      | \$ 50,000           |                     |                  |                   |                  | CIP Fund                  |
| 3  | Protected Left-Turns: Manhattan Beach Blvd at Peck Ave                          | \$ 35,000           | \$ 175,000          |                  |                   |                  | Msr R Local Return        |
| 4  | Sepulveda Intersection Improvements (Rosecrans, 33rd, Cedar, 14th St & 2nd St.) | \$ 90,000           | \$ 810,000          |                  |                   |                  | Proposition C             |
| 5  | Veterans Parkway Pedestrian Access Master Plan                                  | \$ 80,000           |                     |                  |                   |                  | CIP Fund                  |
| 6  | Ocean Drive Walkstreet Crossing   |                     |                     | \$ 50,000        | \$ 450,000        |                  | CIP Fund                  |
| 7  | Strand Bikeway Pier Undercrossing   |                     |                     |                  |                   | \$ 75,000        | CIP Fund                  |
| 8  | Street Resurfacing Project: 1100 block of 3rd St.                               | \$ 350,000          |                     |                  |                   |                  | Msr R Local Return        |
| 9  | Street Resurfacing Project: Liberty Village                                     | \$ 800,000          |                     |                  |                   |                  | Msr R Local Return        |
| 10 | Sepulveda Blvd Multi-Modal Streetscape Plan                                     | \$ 150,000          |                     |                  |                   |                  | CIP Fund                  |
| 11 | Signal Battery Back-Up Installation   | \$ 110,000          |                     |                  |                   |                  | CIP Fund                  |
| 12 | Village Field Replacement Turf  | \$ 60,000           | \$ 450,000          |                  |                   |                  | CIP Fund                  |
| 13 | Ceramics Studio Renovation  | \$ 267,000          |                     |                  |                   |                  | CIP Fund                  |
| 14 | Fiber Master Plan   | \$ 150,000          |                     |                  |                   |                  | CIP Fund                  |
| 15 | Downtown Parking Facility Capital Investment Plan                               |                     | \$ 100,000          |                  |                   |                  | Parking Fund              |
| 16 | Intelligent Parking Occupancy System (Lots 3 & M)                               |                     |                     | \$ 25,000        | \$ 225,000        |                  | Parking Fund              |
| 17 | Pier Lot Safety Lighting  | \$ 40,000           | \$ 175,000          |                  |                   |                  | State Pier & Parking Fund |
|    | <b>BRAND NEW PROJECTS TO THE 5-YEAR PLAN</b>                                    | <b>\$ 4,852,000</b> | <b>\$ 4,380,000</b> | <b>\$ 75,000</b> | <b>\$ 675,000</b> | <b>\$ 75,000</b> |                           |

# 17 Existing Projects Requiring FY16-17 Funding

## Appropriation

(17 PROJECTS THAT WERE ALREADY SHOWN IN A PREVIOUS CIP PLAN THAT NOW NEED FUNDING)

|    | PROJECT TITLE   | FY2016-17           | FY2017-18           | FY2018-19          | FY2019-20          | FY2020-21          | FUND SOURCE(S)        |
|----|---|---------------------|---------------------|--------------------|--------------------|--------------------|-----------------------|
| 1  | Spot Repairs in Areas 5, 6 & 7 Rehabilitation of Gravity Sewer Mains                                  | \$ 100,000          | \$ 2,600,000        |                    |                    |                    | Wastewater Fund       |
| 2  | Paint Block 35 Elevated Tank  | \$ 365,000          |                     |                    |                    |                    | Water Fund            |
| 3  | Peck Ground Level Reservoir Replacement   | \$ 500,000          | \$ 7,500,000        |                    |                    |                    | Water Fund            |
| 4  | Redrill & Equip Well 15   | \$ 300,000          | \$ 250,000          |                    |                    |                    | Water Fund            |
| 5  | Stormwater Quality Improvement Catch Basin Inserts  | \$ 210,000          | \$ 210,000          | \$ 210,000         | \$ 210,000         | \$ 210,000         | Storm Drain Fund      |
| 6  | Annual Non-Motorized Transportation Project   | \$ 100,000          | \$ 100,000          | \$ 100,000         | \$ 100,000         | \$ 100,000         | CIP Fund              |
| 7  | CDBG Access Ramp Construction Project   | \$ 100,000          | \$ 100,000          | \$ 100,000         | \$ 100,000         | \$ 100,000         | CIP Fund (CDBG Funds) |
| 8  | Annual Curb, Gutter and Ramp Replacement  | \$ 365,000          | \$ 365,000          | \$ 365,000         | \$ 365,000         | \$ 365,000         | Gas Tax Fund          |
| 9  | Street Resurfacing Project: Blanche, Marine, & 27th   | \$ 300,000          |                     |                    |                    |                    | Gas Tax Fund          |
| 10 | Street Resurfacing Project: MBB (Sepulveda to Aviation)   | \$ 900,000          |                     |                    |                    |                    | Gas Tax Fund          |
| 11 | Annual Slurry Seal Project  | \$ 385,000          | \$ 385,000          | \$ 385,000         | \$ 385,000         | \$ 385,000         | Gas Tax Fund          |
| 12 | Triennial Pavement Management System Update   | \$ 40,000           |                     |                    | \$ 40,000          |                    | Gas Tax Fund          |
| 13 | Street Resurfacing Project: Marine (Sepulveda to Aviation)  | \$ 100,000          | \$ 700,000          |                    |                    |                    | Proposition C         |
| 14 | Traffic Signal Preemption Devices   | \$ 75,000           | \$ 75,000           | \$ 75,000          |                    |                    | CIP Fund              |
| 15 | Community Development Office Two (2) New Work Stations and Front Counter Modification                 | \$ 150,000          |                     |                    |                    |                    | CIP Fund              |
| 16 | Engineering Division Space Planning   | \$ 250,000          |                     |                    |                    |                    | CIP Fund              |
| 17 | Parking Structure Structural Rehabilitation/Reinvestment (Based on findings of Structural Inspection) | \$ 814,500          |                     |                    |                    |                    | Parking Fund          |
|    | <b>EXISTING 5-YEAR PROJECTS WITH FY16-17 FUNDING APPROPRIATION</b>                                    | <b>\$ 5,054,500</b> | <b>\$12,285,000</b> | <b>\$1,235,000</b> | <b>\$1,200,000</b> | <b>\$1,160,000</b> |                       |

# DRAFT FY16-17 FUNDING APPROPRIATIONS

|  |                    |
|--|--------------------|
| 13 BRAND NEW PROJECTS TO THE 5-YEAR REQUIRING FY16-17 FUNDING APPROPRIATIONS     | \$4,852,000        |
| 17 EXISTING PROJECTS IN THE 5-YEAR PLAN REQUIRING FY16-17 FUNDING APPROPRIATIONS | \$5,054,500        |
| <b>TOTAL FY16-17 REQUESTED APPROPRIATION</b>                                     | <b>\$9,906,500</b> |



# SNAPSHOT OF 5 YEAR PLAN FY16-17 THROUGH FY20-21

## City of Manhattan Beach, Capital Improvement Plan FY2017-2021 DRAFT PROJECTS BY TYPE FOR FY2016-17 THRU FY2020-21

| PROJECT TITLE                               | Previously Committed Unspent Funds | FY2016-17          | FY2017-18           | FY2018-19           | FY2019-20           | FY2020-21          | FIVE YEAR TOTAL<br>(Includes Previously Committed Unspent Funds & New Funds) |
|---|------------------------------------|--------------------|---------------------|---------------------|---------------------|--------------------|--|
| <b>SUMMARY ALL PROJECT TYPES</b>            |                                    |                    |                     |                     |                     |                    |  |
| WASTEWATER PROJECTS                         | \$2,772,835                        | \$100,000          | \$7,250,000         | \$2,400,000         | \$2,150,000         | \$1,950,000        | \$16,622,835   |
| WATER PROJECTS                              | \$5,046,780                        | \$3,835,000        | \$10,920,000        | \$6,475,000         | \$6,475,000         | \$0                | \$32,751,780   |
| STORMWATER PROJECTS                         | \$1,097,475                        | \$210,000          | \$210,000           | \$712,700           | \$712,700           | \$712,700          | \$3,655,575  |
| STREETS PROJECTS (w/out Sep Bdg)            | \$11,048,336                       | \$4,030,000        | \$2,710,000         | \$1,075,000         | \$1,440,000         | \$1,025,000        | \$21,328,336   |
| FACILITIES PROJECTS                         | \$4,660,245                        | \$877,000          | \$1,450,000         | \$1,000,000         | \$1,000,000         | \$1,000,000        | \$9,987,245  |
| FACILITIES PROJECTS (Special Revenue Funds) | \$1,513,190                        | \$0                | \$0                 | \$0                 | \$0                 | \$0                | \$1,513,190  |
| PARKING PROJECTS                            | \$776,515                          | \$854,500          | \$275,000           | \$25,000            | \$225,000           | \$0                | \$2,156,015  |
| <b>FUNDED PROJECTS BY TYPE SUBTOTAL</b>     | <b>\$26,915,376</b>                | <b>\$9,906,500</b> | <b>\$22,815,000</b> | <b>\$11,687,700</b> | <b>\$12,002,700</b> | <b>\$4,687,700</b> | <b>\$88,014,976</b>  |
| Sepulveda Bridge                            | \$19,450,710                       | \$0                | \$0                 | \$0                 | \$0                 | \$0                | \$19,450,710   |
| <b>FUNDED PROJECTS BY TYPE TOTAL</b>        | <b>\$46,366,086</b>                | <b>\$9,906,500</b> | <b>\$22,815,000</b> | <b>\$11,687,700</b> | <b>\$12,002,700</b> | <b>\$4,687,700</b> | <b>\$107,465,686</b>   |



# Next Steps

| Description  | Timeline                            |
|--|-------------------------------------|
| Planning Commission review the proposed CIP for General Plan Conformance                                     | April 27, 2016                      |
| Parking and Public Improvements Commission review the proposed CIP and provide comments for the City Council | April 28, 2016                      |
| Quarterly update on the current adopted CIP plan   | May 3, 2016<br>City Council Meeting |
| City Council Study Session (if requested)  | May 2016                            |
| City Council consideration of CIP adoption   | June 21, 2016                       |
| Adopted FY 2016-2017 CIP effective   | July 1, 2016                        |





**THANK YOU!**

**Agenda Date:** 4/19/2016

---

**TO:**

Honorable Mayor and Members of the City Council

**THROUGH:**

Mark Danaj, City Manager

**FROM:**

Sanford Taylor, Information Technology Director

**SUBJECT:**

Free WiFi in the Parks and Municipal Broadband Networks Fiber Discussion (Information Technology Director Taylor).

**DISCUSS**

---

**RECOMMENDATION:**

Staff recommends that the City Council receive report and discuss free WiFi in the Parks and Municipal Broadband Networks Fiber.

**FISCAL IMPLICATIONS:**

Information Technology's current budget includes \$273,000 for the Wide Area Network (WAN) expansion project. These funds should be sufficient for the WAN and WiFi expansion projects if the Council provides direction to deploy WiFi to the identified locations. The WAN initiative is an approved Information Systems Master Plan (ISMP) project.

**BACKGROUND:**

At the August 4, 2015 City Council meeting, Staff was directed to explore expansion of the City's network in support of free public WiFi at City facilities and Parks. At the March 1, 2016 City Council meeting, Council also requested that Staff provide an update on the benefits of a Municipal Broadband Network for the City of Manhattan Beach.

**DISCUSSION:**

Free Public WiFi

The following discussion provides information on existing WiFi in City facilities as well as the current plan to expand WAN to some City parks and the possibility of deploying WiFi to those sites.

As background, the City recently began offering free WiFi access at the following City

facilities: City Hall, Police Department, Fire Station, Joslyn Community Center, Public Works City Yard, Manhattan Heights and MB Art Center. In addition to these facilities, the City Council directed staff, via the Fiscal Year 14-15 budget process, to expand Wide Area Network (WAN) to several parks and remote locations, which include, Begg Pool, Live Oak Tennis Office, Marine Avenue Park, Marine Park Sports Complex, Polliwog Park, Sand Dune Park, and Mira Costa High School Pool and Tennis Courts. These sites were targeted for WAN extension to accommodate Parks and Recreation activities such as general class registration, tennis court reservations, aquatics membership and afterschool programs. The completion of this Master Plan project will leverage the increase in bandwidth not only to support ActiveNet reservation system and access to the City's enterprise applications. Information Technology has received cost estimates of approximately \$150,000 for the WAN expansion project that are considerably less than the approved budgeted amount of \$273,000.

The WAN expansion offers an abundance of bandwidth that can be scalable to meet staff requirements and also provide free public WiFi access at the above locations. WiFi is a logical extension of local and wide area network services. The estimates received for implementing WiFi at the above mentioned locations are approximately \$100,000 which is well within the budgeted amount of \$273,000. The attached powerpoint presentation provides a map of the locations that staff would recommend for phase I WiFi deployment should the Council wish to move forward with this option.

Tentative Timeline (depended on Council direction regarding WiFi)

- May-June 2016 timeframe: Issue a Request for Proposal (RFP) for WAN expansion (with WiFi capability)
- December 2016: WAN expansion (with WiFi capability) projected to be completed at the above remote sites, which will conclude Phase 1 of the project.

Depending on the remaining funds, staff may also explore and review options for extending WiFi to the remaining sites (Larsson Street Parquette, 8th Street Parquette, Bruce's Beach, Veteran Parkway and Manhattan Village Field) for Council consideration.

### Municipal Broadband Networks

On March 1, 2016, City Council requested that Staff provide an overview and benefits of municipal broadband technologies which are identified below. The term "broadband" is used to describe high speed and high quality Internet access which is always available. Broadband speed is measured in megabits per second (Mbps). The minimum speed for defining broadband as set by the Federal Communications Commission (FCC) in 2010 is 4 Mbps. Broadband access can be delivered via different platforms such as cable modem, digital subscriber line (DSL), and fiber optics (Fiber). Fiber is considered the fastest infrastructure for broadband access because it has the ability to transmit data across long distances at high data transfer rates.

For the most part, private companies have traditionally been responsible for deploying the infrastructure required to provide Internet access to communities. However, they have not invested in the infrastructure to deliver high speed broadband (speeds greater than 100 Mbps) via a fiber network. Experts agree that these companies have not invested in the infrastructure because there is no significant profit to be gained from upgrading service for



an existing customer base. Providing a faster or more reliable (or both) connection does not necessarily result in additional revenue. In an effort to satisfy this unserved need, local governments across the nation are analyzing the benefit of investing in municipal broadband/fiber infrastructures.

There are several benefits of investing in a fiber infrastructure. The City can use strands to support connectivity between City facilities, WiFi in public spaces, traffic management, community cameras, LED street lights, parking meters and other Smart City initiatives that require bandwidth. The remaining dark fiber strands (dark = unused strands) can be used as an economic development stimulus tool by supplying high speed Internet access to businesses who have that requirement. This typically includes businesses in the entertainment, video gaming, and social media industries. Offering high speed broadband has been viewed as a competitive edge by providing a service that is not typically available in neighboring areas. Businesses that require extensive bandwidths for conducting business are able to capitalize on the community's infrastructure investment. According to a national survey, broadband access is becoming one of the most important decision factors for the selection of a commercial site after price, parking, and location. In many cases, access to high speed Internet can also dictate location.

To move these fiber initiatives forward, local municipalities have contracted with consulting firms to assist with the development of a Fiber Network Design and Business Plan. Their core mission is to assist agencies with analyzing feasibility and determining economic projections for deploying a fiber network. The consultant companies also explore the benefits/risks and feasibility of deploying a fiber network that can be used to provide high speed Internet access to Manhattan Beach businesses and residents. Project deliverables typically include:

- High Level Network Infrastructure Design
- Potential Business Model and Strategy
- Preliminary Financial Model to Assist with Identifying Opportunities and Risks
- Finalized Project Report Summarizing Findings and Recommendations

#### Manhattan Beach Fiber/Data Network

The City currently has limited access to fiber; the City-owned fiber extends to the City facilities listed below:

- Civic Center (Police Department, Fire Station 1, and City Hall)
- Public Works City Yard
- Joslyn Center Community Center
- Fire Station 2
- Manhattan Heights
- Manhattan Beach Art Center
- Public Works Metlox Office
- Block 35
- Peck Reservoir

#### **Policy Alternatives:**

**Option 1:** Use the WAN expansion savings to implement Phase 1 of free public WiFi at the sites

listed above

- Pros:
  - Provide free WiFi access for residents and those visiting City facilities.
  - Increased staff efficiency to assist residents to register for classes, take reservations, and improve access to City enterprise applications.
- Cons: There are no foreseen cons at this time.

**PUBLIC OUTREACH:**

A campaign has been launched to promote the public facilities where free WiFi is currently being offered by installing signage identifying its availability at each City facility. The Information Technology Department will continue to promote free public WiFi access at City sites through the following methods:

- Free WiFi Signage strategically placed at City facilities (continued)
- City Website - homepage slide and information page on free WiFi (pending)
- City Social Media Outlets
- Information Memo - Information Memo will be sent out at the completion of the WiFi deployment at remote sites (Phase 1) to further publicize the free service

Attachment:

1. Parks Free WiFi & Fiber Network PowerPoint Presentation

# **FREE WiFi in the Parks & BUILDING A MUNICIPAL BROADBAND NETWORK**

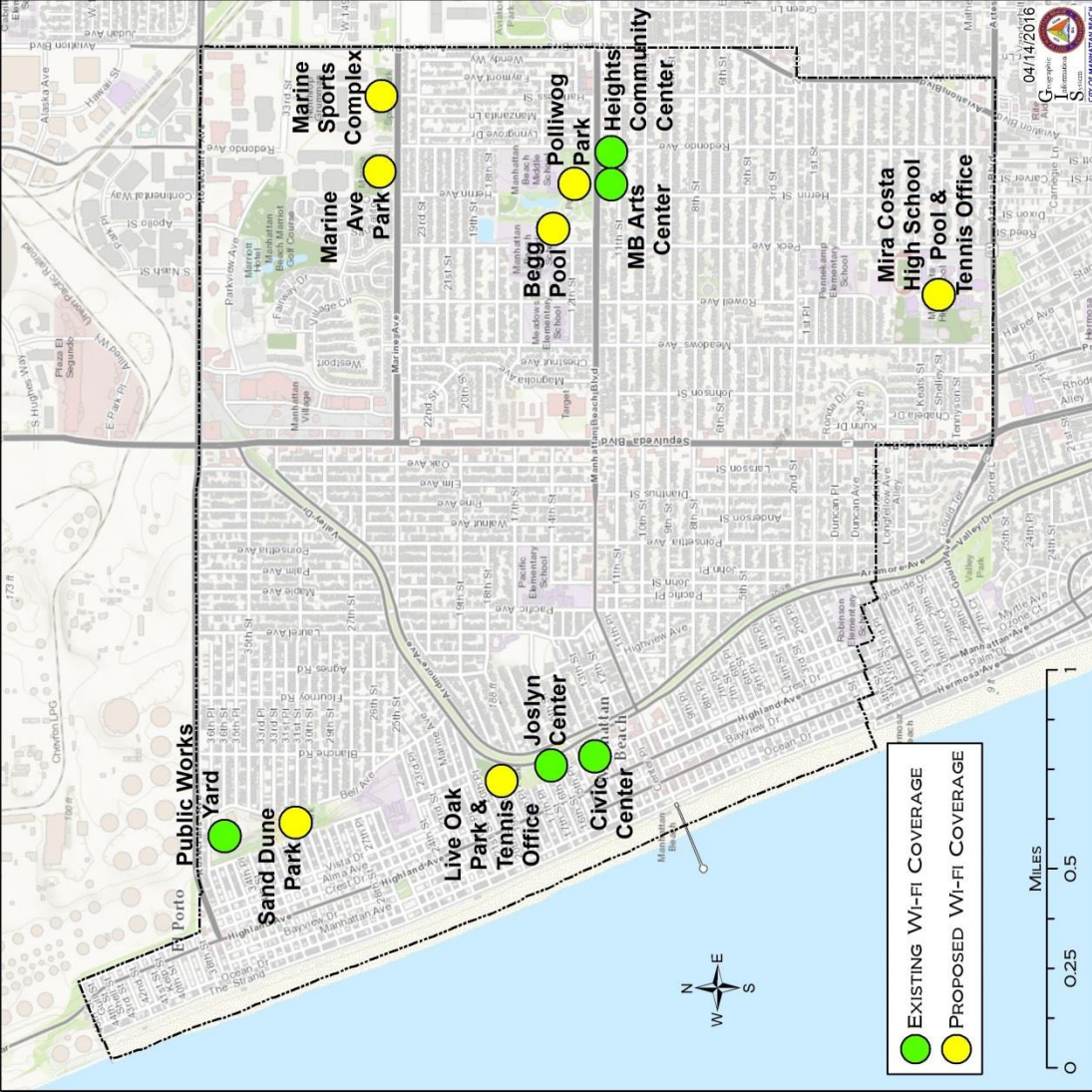


Network Strategies  
Implemented in  
Manhattan Beach



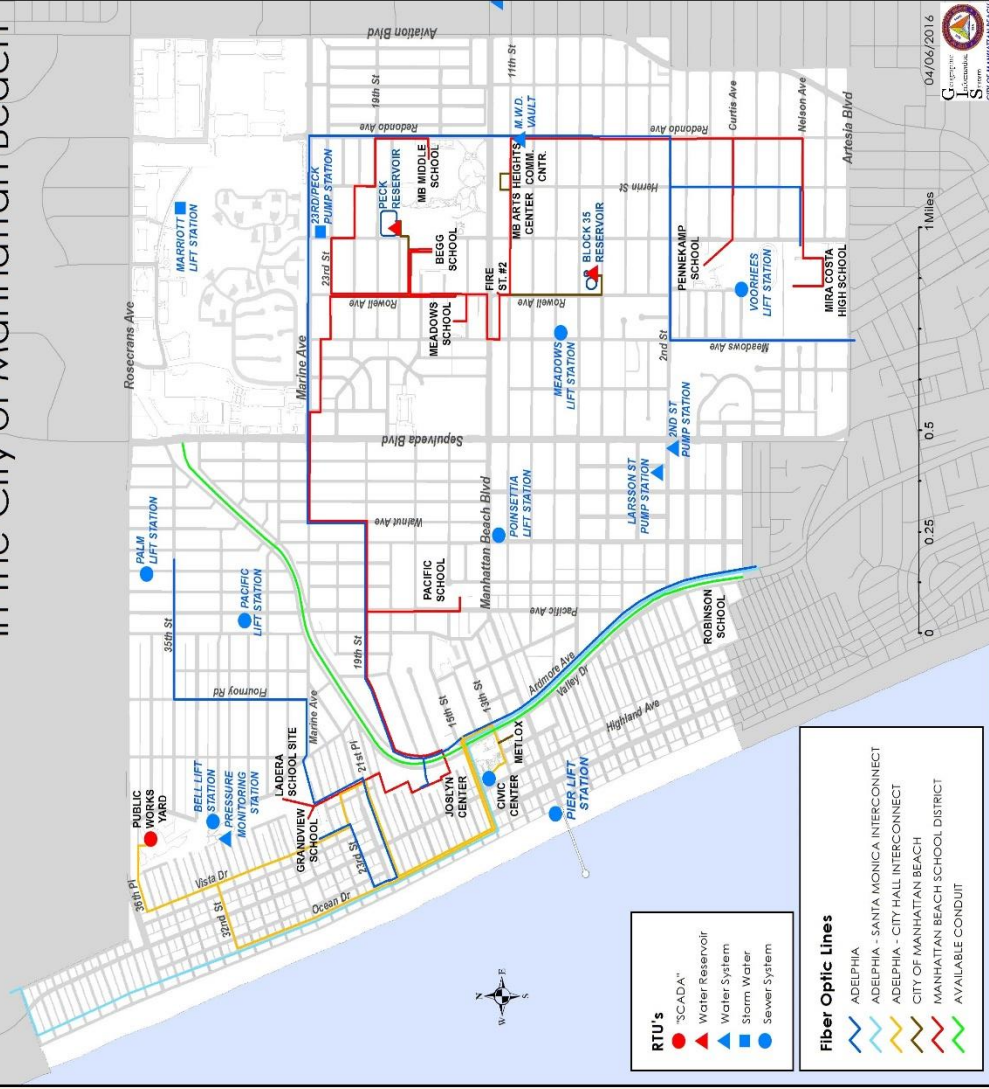
# CITY WI-FI Current & Future Locations

- Currently offer Free WiFi at several City facilities
- FY15 Council approve budget for Wide Area Network (WAN) expansion project
- FY15 Council directed staff to explore free WiFi in the Parks
- Leverage existing fiber infrastructure to support Free WiFi coverage in Parks



# Fiber Optic Networks

in the City of Manhattan Beach



04/06/2016  
 City of Manhattan Beach  
 Information Services  
 City of Manhattan Beach

# Benefits of a Municipal Broadband Network

- City Wide fiber infrastructure supports Smart City initiatives
- Community Cameras
- LED Street Light Projects
- Parking Meters, Parking Structures, & Paystations
- Traffic Signal Management
- Transit Priority
- Free WiFi

## How do we move these Initiatives forward?

- Contract with Consulting firm
- Develop Fiber Network Design
- Develop a Business Plan
- Economic Development Tool
- Explore the benefit/risk and feasibility of deploying fiber to provide Internet access/services to MB businesses and residents



**Agenda Date:** 4/19/2016

---

**TO:**

Honorable Mayor and Members of the City Council

**THROUGH:**

Mark Danaj, City Manager

**FROM:**

Bruce Moe, Finance Director/Chief Executive Officer

**SUBJECT:**

Reorganization of the Manhattan Beach Capital Improvements Corporation (Finance Director Moe).

**ELECT A NEW PRESIDENT AND VICE PRESIDENT**

---

**RECOMMENDATION:**

Staff recommends that the Board of Directors of the Manhattan Beach Capital Improvements Corporation elect a new President and Vice President.

**FISCAL IMPLICATIONS:**

There is no fiscal implication associated with the recommended action.

**BACKGROUND:**

The Manhattan Beach Capital Improvements Corporation (CIC) was formed in 1996 to facilitate issuance of debt for improvements to the water and wastewater system. Most recently, the CIC was the conduit for the refunding of the Metlox Public Improvements (2003), the Water/Wastewater projects (1996), and the Police/Fire Facility (2004) Certificates of Participation (COPs).

**DISCUSSION:**

The bylaws of the Corporation state that the President and Vice President of the Corporation must be elected from the members of the City Council. Typically, the current Mayor serves as the President, with the Mayor Pro Tem serving as the Vice President. Appointed positions include the City Manager serving as the CIC's Chief Administrative Officer, and the City's Finance Director serving as the Chief Financial Officer.

With the change of Mayor and Mayor Pro Tem on the agenda for the April 19th City Council meeting, staff recommends that the CIC board of directors elect a new President and Vice

President.

**CONCLUSION:**

Staff recommends that the Board of Directors of the Manhattan Beach Capital Improvements Corporation elect a new President and Vice President.



**Agenda Date:** 4/19/2016

---

**TO:**

Honorable Mayor and Members of the City Council

**THROUGH:**

Mark Danaj, City Manager

**FROM:**

Liza Tamura, City Clerk

Matthew Cuevas, Management Analyst

Martha Alvarez, Administrative Clerk

**SUBJECT:**

Agenda Forecast (City Clerk Tamura).

**DISCUSS AND PROVIDE DIRECTION**

---

**RECOMMENDATION:**

Attached is the most recent Agenda Forecast for City Council Review

April 13, 2016 Agenda Forecast

**FORECAST OF UPCOMING CITY COUNCIL MEETING ITEMS,  
INFORMATIONAL MEMOS, & FUTURE AGENDA ITEMS**

(Items placed on the Forecast may not necessarily be in the order in which they will appear on the Agenda)

|                 |   |
|-----------------|---|
| <b>5/3/2016</b> | <b><i>Boards and Commissions Interviews – 3:00 PM-6:00 PM (Tentative Hold) - Council Chambers Tuesday</i></b>   |
| <b>5/3/2016</b> | <b><i>Regular Meeting – 6:00 PM Tuesday</i></b>   |
|                 | Pledge – Grand View Elementary School   |
|                 | 1. Recognition of School Achievements (Ceremonial)  |
|                 | 2. Proclamation Declaring the Month of May 2016 as “Donate For Life” Month (Ceremonial)   |
|                 | 3. Proclamation Declaring May 15-21, 2016 as National Peace Officers Memorial Week (Ceremonial)   |
|                 | 4. Proclamation Declaring May 4, 2016 as National Fire Services Day (Ceremonial)  |
|                 | 5. Proclamation Declaring May 15-21, 2016 as Public Works Weeks (Ceremonial)  |
|                 | 6. Proclamation Declaring May 2016 as Older Americans Month (Ceremonial)  |
|                 | 7. Proclamation Declaring May 1-7, 2016 as National Municipal Clerks Weeks (Ceremonial)   |
|                 | 8. Resolution Approving Assessment Engineer’s Report for Annual Levy of Street Lighting Assessments for Fiscal Year 2016-2017 (Finance Director Moe) (Consent)  |
|                 | 9. Resolution Declaring City Council’s Intention to Provide for Annual Levy and Collection of Assessments for Street Lighting Maintenance and Setting of Public Hearing for June 21, 2016 (Finance Director Moe) (Consent)  |
|                 | 10. Award Professional Services Agreement to ---- in the Amount of \$xxx,xxx for the Preparation of an Energy Audit for City Facilities (Public Works Director Olmos) (Consent)   |
|                 | 11. Approve Plans and Specifications for the Slurry Seal Area 2 and 3 Project; Award the Slurry Seal Area 2 and 3 Project to American Asphalt South, Inc. in the Amount of \$506,987.32; and Authorize City Manager to Approve Additional Work in an Amount Not-to-Exceed \$50,000 (Public Works Director Olmos) (Consent)  |
|                 | 12. Authorizing the Submittal of Application for Cal Recycle (Public Works Director Olmos) (Consent)  |
|                 | 13. Financial Report: Schedules of Demands: April 14, 2016 (Finance Director Moe) (Consent)   |
|                 | 14. City Council Minutes (City Clerk Tamura) (Consent)  |
|                 | 15. Conduct Public Hearing to Consider Resolution No. 16- xxxx Regarding a Coastal Development Permit for the 2016 Manhattan Beach Open Volleyball Tournament; Request from International Merchandising Company for Special Permit: Limited Alcoholic Beverage Use on Public Property for the Manhattan Beach Open Event, July 15-17, 2016 in the Lower South Pier Parking Lot. (Parks and Recreation Director Leyman) (Public Hearing) |
|                 | 16. Marriott Sale and Ground Lease Amendments (Finance Director Moe) (New Business)   |
|                 | 17. Report on As-Needed Engineering Services Program (Public Works Director Olmos) (New Business)   |
|                 | 18. Annual Appointment of Board Members & Commissioners (City Clerk Tamura) (New Business)  |
|                 | 19. Fiscal Year 2016-2017 Proposed Budget Including Presentation By John Bartel, Pension Actuary (Finance Director Moe) (New Business)  |
|                 | 20. Amendment of Master Agreement with Manhattan Beach Unified School District Regarding Use and Maintenance of School District Fields and Facilities and Authorization for the City Manager to Execute the Agreement (Parks and Recreation Director Leyman) (New Business)   |

**FORECAST OF UPCOMING CITY COUNCIL MEETING ITEMS,  
INFORMATIONAL MEMOS, & FUTURE AGENDA ITEMS**

(Items placed on the Forecast may not necessarily be in the order in which they will appear on the Agenda)

|                  |  |
|------------------|--|
| <b>5/5/2016</b>  | <b><i>Budget Study Session #1 – Time TBD Thursday</i></b>  |
|                  | Pledge -   |
| <b>5/10/2016</b> | <b><i>Budget Study Session #2 – Time TBD Tuesday</i></b>   |
|                  | Pledge -   |
| <b>5/12/2016</b> | <b><i>Budget Study Session #3 – Time TBD Thursday (Tentative)</i></b>  |
|                  | Pledge -   |
| <b>5/17/2016</b> | <b><i>Regular Meeting – 6:00 PM Tuesday</i></b>  |
|                  | Pledge -   |
|                  | 1. Purchase of Vacuum Excavation Machine from ---- in the Amount of \$75,000 (Finance Director Moe) (Consent)  |
|                  | 2. Financial Report: Schedules of Demands: (Date) (Finance Director Moe) (Consent)   |
|                  | 3. Approve Continued Use of As-Needed Engineering Services Agreement with Transtech Engineers, Inc. for Design Engineering Services (Public Works Director Olmos) (Consent)  |
|                  | 4. Approve Contract with Nexlevel for Enterprise Resource Planning Software Consulting Services in the Amount of \$xxxx (Information Technology Director Taylor) (Consent)   |
|                  | 5. Administrative Citation Ordinance (Addressing Construction Rules and Neighborhood Bill of Rights) (Community Development Director Lundstedt) (Old Business)   |
|                  | 6. Elections (City Attorney Barrow and City Clerk Tamura) (New Business)   |
|                  | 7. Annual Appointment of Board members & Commissioners (If-Needed) (City Clerk Tamura) (New Business)  |
|                  | 8. Fire Permit Program (Fire Chief Espinosa) (New Business)  |
|                  | 9. Q3 Budget (Finance Director Moe) (New Business)   |
|                  | 10. Quarterly Existing Capital Improvement Plan Update (Public Works Director Olmos) (New Business)  |
|                  | 11. Update on SCE Power Outages from SCE Representative (Public Works Director Olmos) (New Business)   |
|                  | 12. Preliminary Design for Veterans Parkway Improvements (Public Works Director Olmos) (New Business)  |
|                  | 13. Award a Professional Engineering Services Contract to MWH Americas, Inc. for Design Services for the Peck Reservoir Replacement Project in the Amount Not-to-Exceed \$1,358,640 (Public Works Director Olmos) (New Business) |
|                  | 14. Approve a Contract Amendment to Accela, Inc. in the Amount of \$ xxxx for Citywide Permitting Software and Appropriate Funds from ---- (Community Development Director Lundstedt) (New Business)                             |
|                  | 15. Pilot Sunscreen Dispenser Program Recommended by the Parks and Recreation Commission (Parks and Recreation Director Leyman) (New Business)   |
| <b>5/19/2016</b> | <b><i>Budget Study Session #4 – Time TBD Thursday (Tentative)</i></b>  |
|                  | Pledge -   |

**FORECAST OF UPCOMING CITY COUNCIL MEETING ITEMS,  
INFORMATIONAL MEMOS, & FUTURE AGENDA ITEMS**

(Items placed on the Forecast may not necessarily be in the order in which they will appear on the Agenda)

|                  |   |
|------------------|---|
| <b>6/7/2016</b>  | <b><i>Regular Meeting – 6:00 PM Tuesday</i></b>   |
|                  | Pledge – Meadows Elementary School  |
|                  | 1. Resolution of Intention to Provide for Annual Levy and Collection of Assessments for the Downtown Business Improvement District (Finance Director Moe) (Consent) |
|                  | 2. Six Month Update on Enforcement of Bike Path and Report on Accident/Injury Data (Police Chief Irvine/Fire Chief Espinosa) (Consent)                              |
|                  | 3. Financial Report: Schedules of Demands: (Date) (Finance Director Moe) (Consent)  |
|                  | 4. El Porto Beach Traffic Circulation Study Update (Community Development Director Lundstedt) (Old Business)  |
|                  | 5. Gas Lines at Highland and Rosecrans (Public Works Director Olmos) (New Business)   |
| <b>6/21/2016</b> | <b><i>Regular Meeting – 6:00 PM Tuesday</i></b>   |
|                  | Pledge -  |
|                  | 1. Financial Report: Schedules of Demands: (Date) (Finance Director Moe) (Consent)  |
|                  | 2. Annual Street Lighting & Landscaping Assessments (Finance Director Moe) (Phase 3) (Public Hearing)   |
|                  | 3. Fiscal Year 2016-2017 Budget Adoption & Gann Limit (Finance Director Moe) (Public Hearing)   |
| <b>7/5/2016</b>  | <b><i>Regular Meeting – 6:00 PM Tuesday</i></b>   |
|                  | Pledge -  |
|                  | 1. Renewal of Downtown Business Improvement District for Fiscal Year 2016-2017 (Finance Director Moe) (Public Hearing)  |
|                  | 2. Six Month Update – Strategic Plan/Work Plan (Assistant to City Manager Nadine) (Old Business)  |
| <b>7/19/2016</b> | <b><i>Regular Meeting – 6:00 PM Tuesday</i></b>   |
|                  | Pledge -  |
|                  | 1. Develop RFP for Sepulveda Corridor (Community Development Director Lundstedt) (New Business)   |
| <b>8/2/2016</b>  | <b><i>Regular Meeting – 6:00 PM Tuesday</i></b>   |
|                  | Pledge -  |
| <b>8/16/2016</b> | <b><i>Regular Meeting – 6:00 PM Tuesday</i></b>   |
|                  | Pledge -  |
|                  | 1. Q4 Budget/CIP Report (Finance Director Moe) (New Business)   |
| <b>9/6/2016</b>  | <b><i>Regular Meeting – 6:00 PM Tuesday</i></b>   |
|                  | Pledge -  |
| <b>9/20/2016</b> | <b><i>Regular Meeting – 6:00 PM Tuesday</i></b>   |

**FORECAST OF UPCOMING CITY COUNCIL MEETING ITEMS,  
INFORMATIONAL MEMOS, & FUTURE AGENDA ITEMS**

(Items placed on the Forecast may not necessarily be in the order in which they will appear on the Agenda)

**INFORMATIONAL MEMOS**

| <b>Memo</b>                    | <b>City Council Date Requested</b> |
|--------------------------------|------------------------------------|
| 1. Facility Strategic Planning | 9-1-15                             |
| 2. Update on Mediation Data    | 11-17-15                           |

**FUTURE AGENDA ITEMS (Date TBD)**

| <b>Item</b>  | <b>City Council Date Requested</b> |
|--|------------------------------------|
| 1. Revenue Enhancements  | 1-19-16                            |
| 2. Presentation on Gas Company Loop Project (Tentative Hold)                                   |                                    |
| 3. Role and Value of Deferred Compensation Program   |                                    |
| 4. Discuss Statement of Intent Process to Address Blight (Post Downtown Specific Plan process) | 3-15-16                            |
| 5. Brian Sweeney Claim   | 3-15-16                            |
| 6. Commercial Free Zone at the Manhattan Beach Pier  |                                    |
| 7. Water and Waste Water Rate Study Update   |                                    |

**FUTURE MEETINGS TO BE SCHEDULED**

| <b>Item</b>   |
|---|
| 1. Joint City Council/Beach Cities Health District Meeting  |
| 2. City Council Meeting Study Session Regarding Revenue Streams for Finding CIP and Enterprise Funds, Including Issuance of Bonds, Creation of a Parking Authority and Review of Reserve Policy |
| 3. Mall Litigation Closed Session (March/April 2016 – Tentative)  |
| 4. Joint City Council/Manhattan Beach Unified School District Meeting   |
| 5. Joint City Council/Planning Commission Meeting - Mobility  |
| 6. Joint City Council/Planning Commission Meeting - Mansionization  |
| 7. Study Session on Fire Department Joint Operational Analysis Study for the Cities of Hermosa Beach and Manhattan Beach Deployment   |