



manhattan beach



# OUTDOOR DINING

## OUTDOOR DINING TASK FORCE MEETING

SEPTEMBER 26, 2023



# AGENDA

- Roll Call
- Approval of Minutes
- Parking Data Overview
- Task Force Discussions
- Public Comments



# PARKING DATA OVERVIEW



Data &  
Takeaways



A Closer  
Look



Next Steps

# PARKING DATA AND TAKEAWAYS

## Inventory

- July 21-23 (temp mid 60's – high 70's)
- August 11-13 (temp high 60's – high 70's)
- 18 lots and 55 segments (Incl. space types, parking restrictions)
- 1,452 off-street spaces (lots & garages) and 754 on-street spaces

Parking Spaces	Off-Street	On-Street
North End/El Porto	313	113
Downtown	1,139	641
Reserved Spaces	73 (5% of total)	-
Loading (< 25 Min.)	-	74 (10% of total)
<b>Total</b>	<b>1,452</b>	<b>754</b>



# PARKING DATA AND TAKEAWAYS

## Utilization

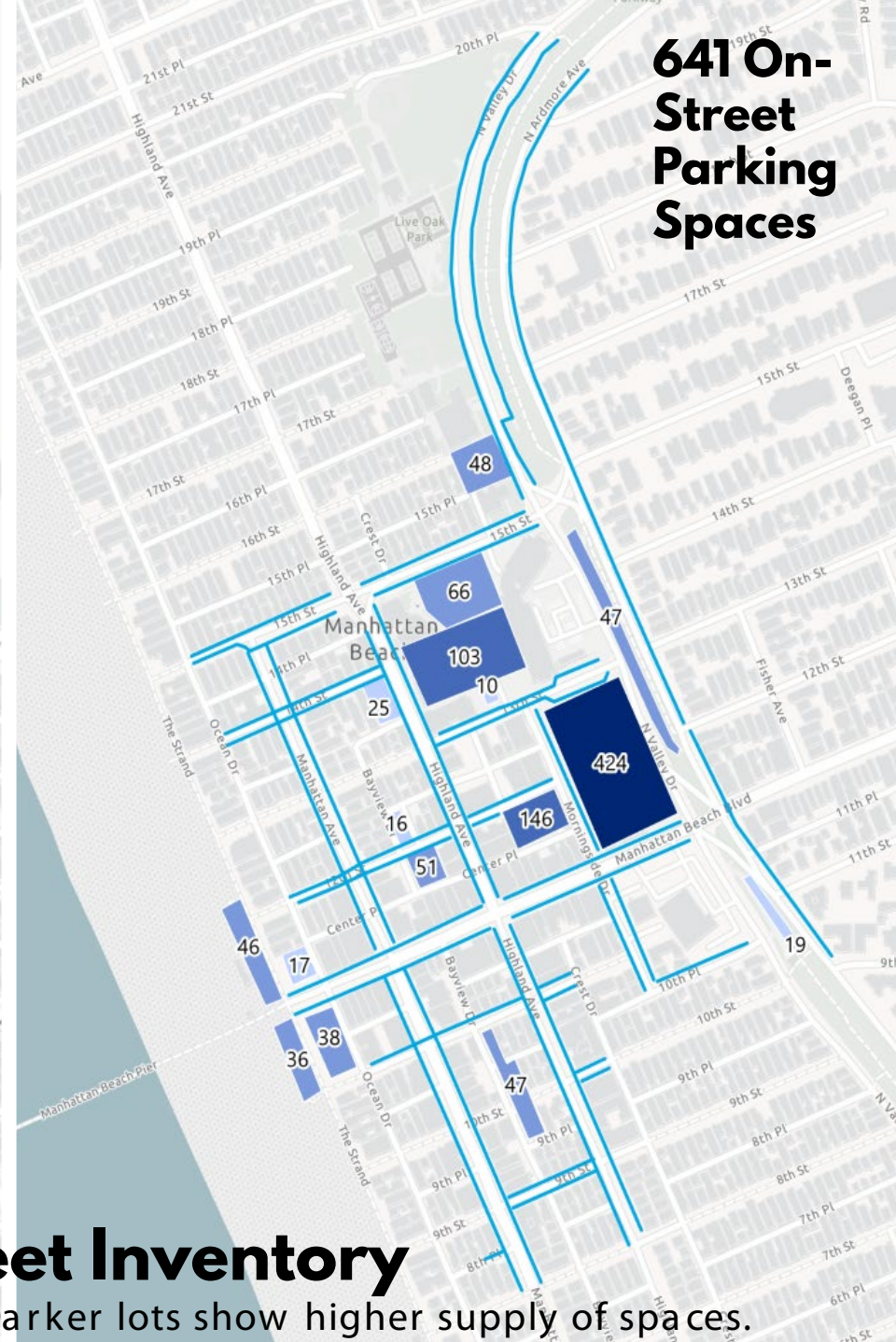
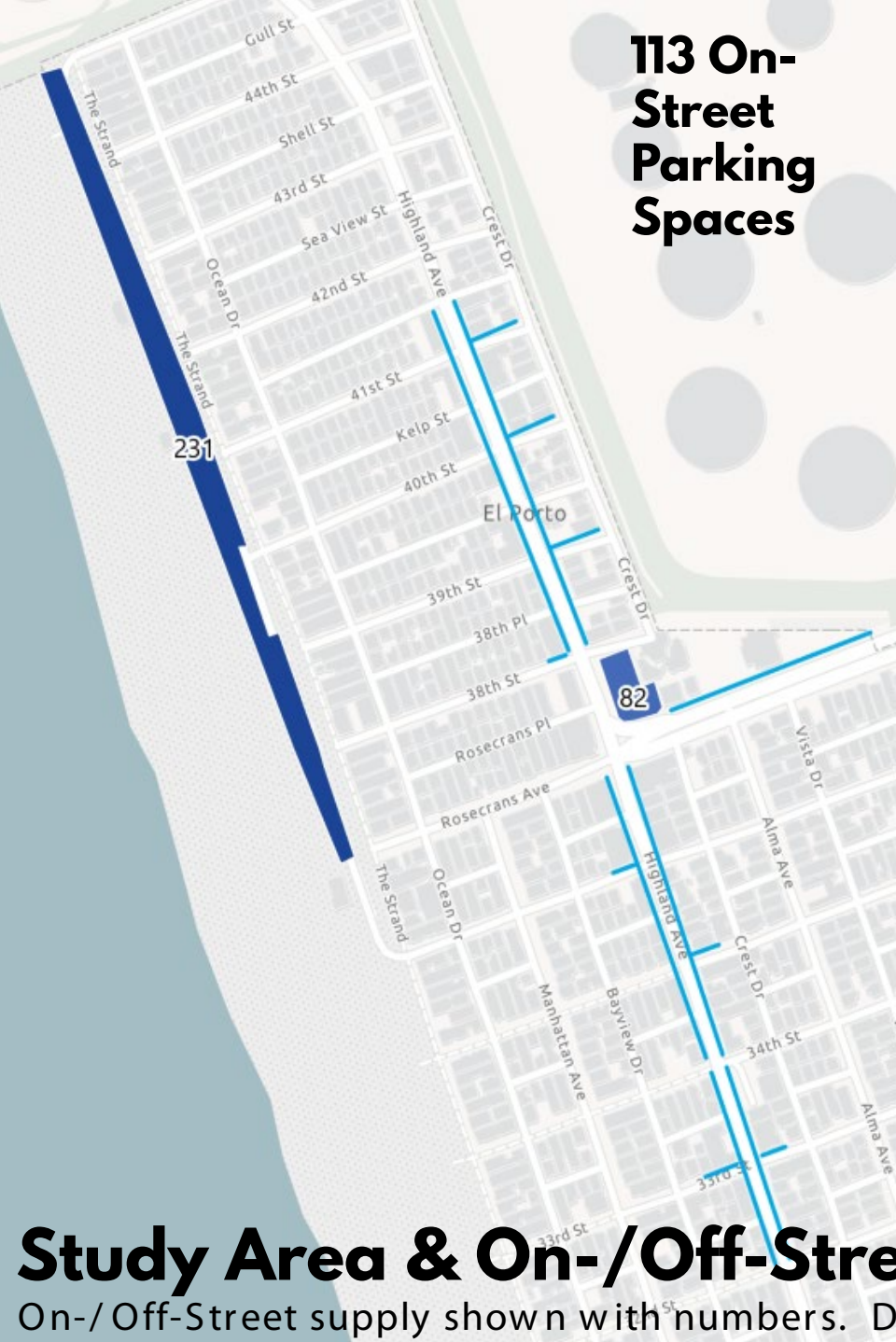
- Saturday busiest, followed by Sunday/Friday
- 1:00PM-3:00PM peak time
- 69%-95% utilization on-street
- 54%-95% utilization off-street
- Each of the six days reached over 90%+ on-/off-street; Friday in August was the exception
- Sunday morning bike race (ie., Manhattan Beach Grand Prix) impacted Valley Drive and 15<sup>th</sup> Street counts through 5:00PM in July





**113 On-Street Parking Spaces**

**641 On-Street Parking Spaces**



**Study Area & On-/Off-Street Inventory**

On-/Off-Street supply shown with numbers. Darker lots show higher supply of spaces.

# OFF-STREET UTILIZATION (JULY 21-23)

## Friday

Total Spaces	11:00 AM	11:00 AM Occupancy	12:00 PM	12:00 AM Occupancy	1:00 PM	1:00 PM Occupancy	2:00 PM	2:00 PM Occupancy	3:00 PM	3:00 PM Occupancy	4:00 PM	4:00 PM Occupancy	5:00 PM	5:00 PM Occupancy	6:00 PM	6:00 PM Occupancy	7:00 PM	7:00 PM Occupancy	8:00 PM	8:00 PM Occupancy
1,452	1,257	87%	1,286	89%	1,309	90%	1,268	87%	1,236	85%	1,114	77%	1,054	73%	1,074	74%	1,085	75%	1,000	69%

## Saturday

Total Spaces	11:00 AM	11:00 AM Occupancy	12:00 PM	12:00 AM Occupancy	1:00 PM	1:00 PM Occupancy	2:00 PM	2:00 PM Occupancy	3:00 PM	3:00 PM Occupancy	4:00 PM	4:00 PM Occupancy	5:00 PM	5:00 PM Occupancy	6:00 PM	6:00 PM Occupancy	7:00 PM	7:00 PM Occupancy	8:00 PM	8:00 PM Occupancy
1,452	1,346	93%	1,373	95%	1,368	94%	1,383	95%	1,367	94%	1,357	93%	1,350	93%	1,358	94%	1,295	89%	1,160	80%

## Sunday

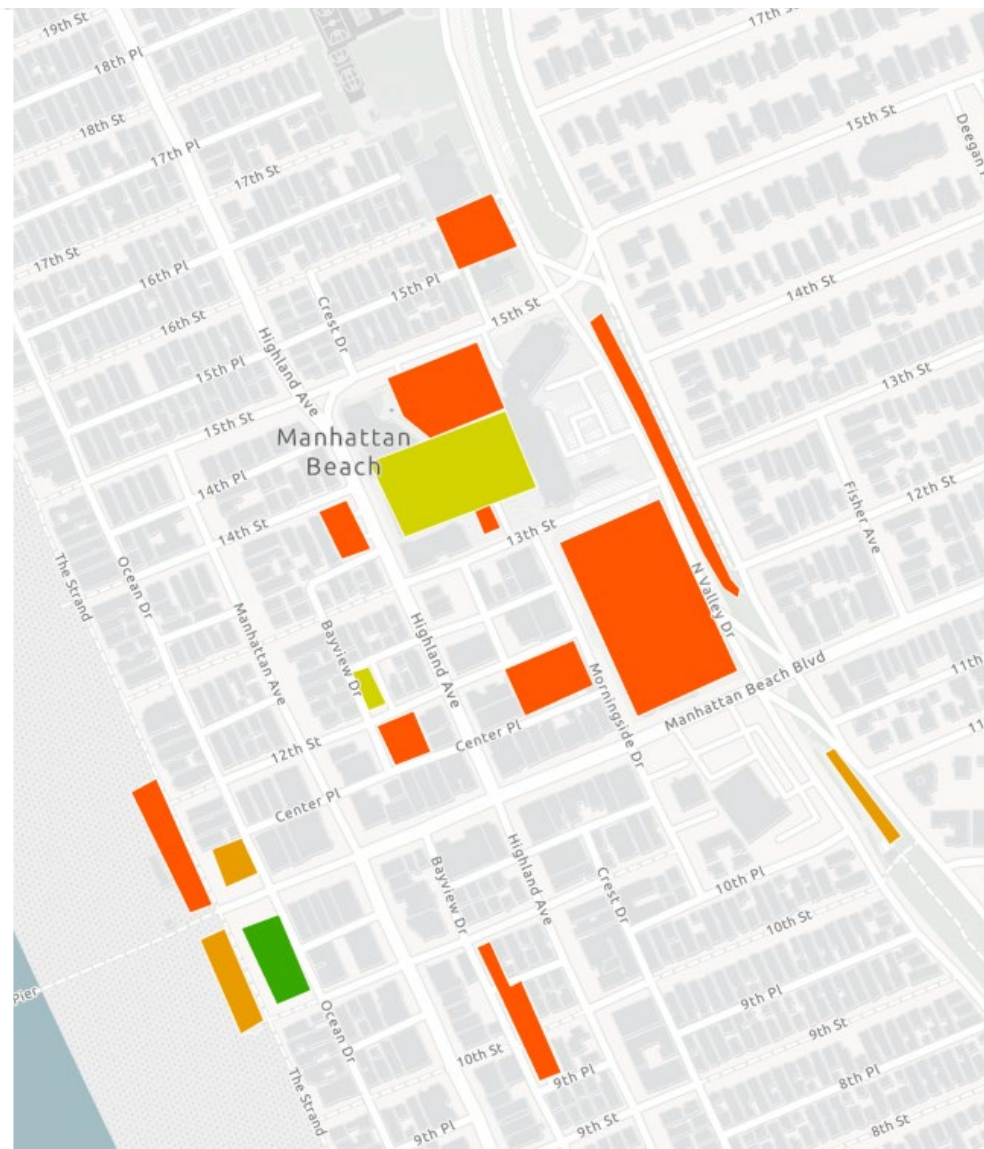
Total Spaces	11:00 AM	11:00 AM Occupancy	12:00 PM	12:00 AM Occupancy	1:00 PM	1:00 PM Occupancy	2:00 PM	2:00 PM Occupancy	3:00 PM	3:00 PM Occupancy	4:00 PM	4:00 PM Occupancy	5:00 PM	5:00 PM Occupancy	6:00 PM	6:00 PM Occupancy	7:00 PM	7:00 PM Occupancy	8:00 PM	8:00 PM Occupancy
1,452	1,292	89%	1,321	91%	1,317	91%	1,325	91%	1,312	90%	1,269	87%	1,174	81%	1,077	74%	973	67%	847	58%







- 77% Occupancy or Less
- 84% Occupancy or Less
- 90% Occupancy or Less
- 95% Occupancy or Less
- 100% Occupancy



# July Peak Off-Street Demand

## Saturday (7/22) at 2:00 PM



# ON-STREET UTILIZATION (JULY 21-23)

## Friday

	Spaces	11:00 AM	12:00 PM	1:00 PM	2:00 PM	3:00 PM	4:00 PM	5:00 PM	6:00 PM	7:00 PM	8:00 PM
City Total Spaces	754	665	687	696	691	699	653	663	658	668	621
Occupancy	-	88%	91%	92%	92%	93%	87%	88%	87%	89%	82%

## Saturday

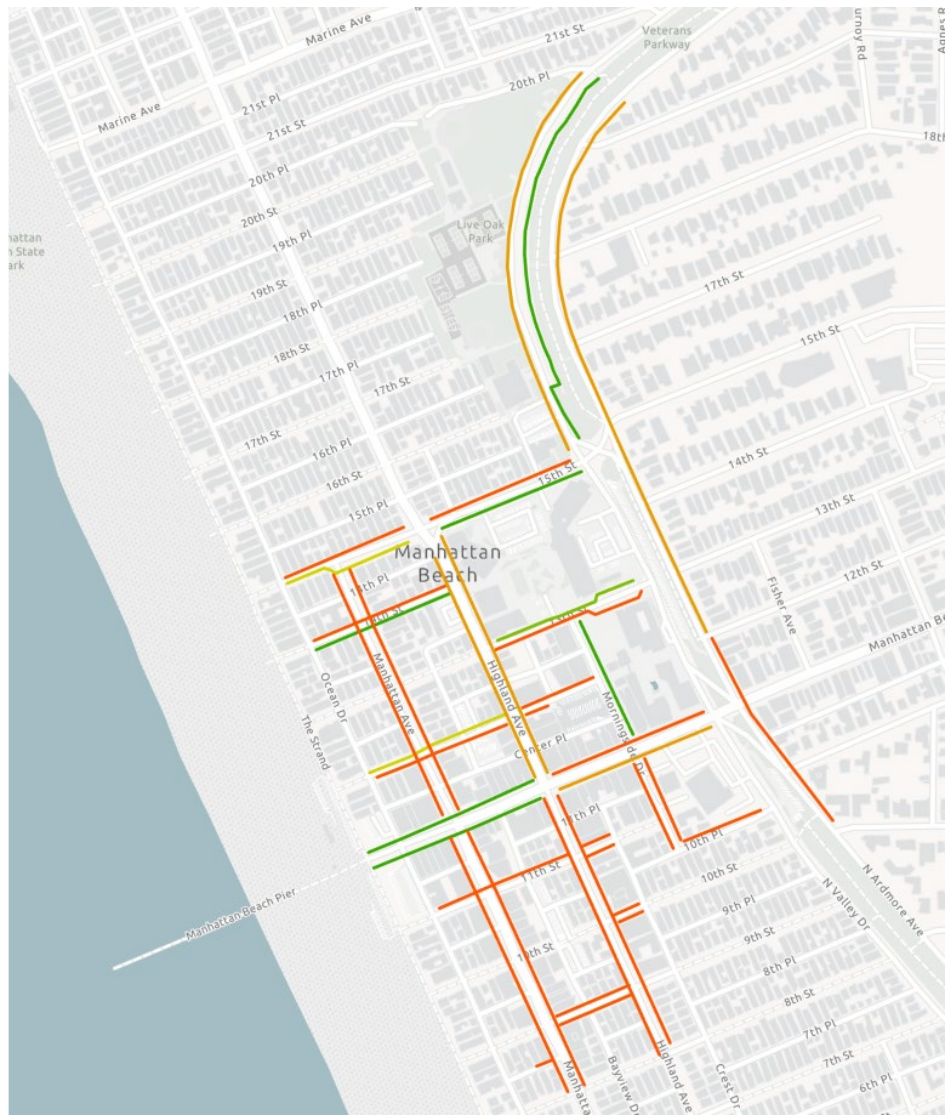
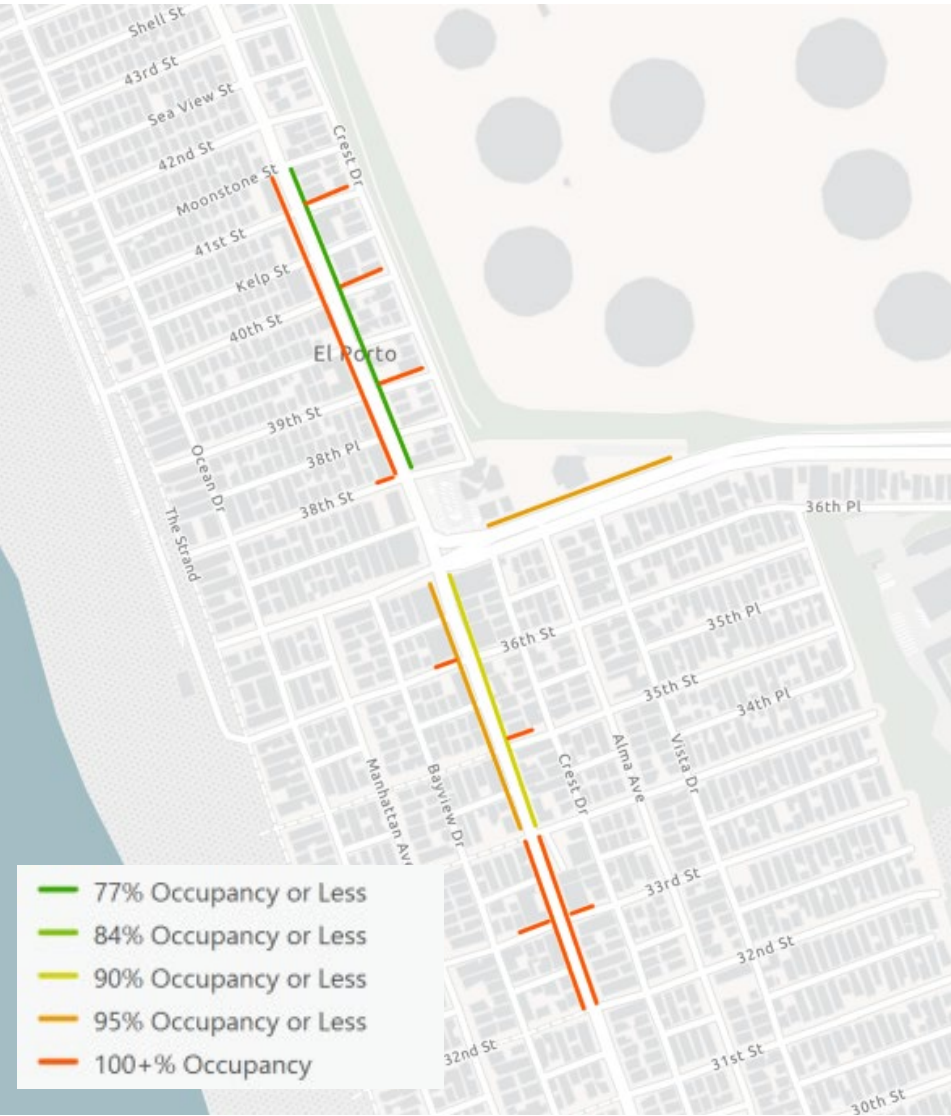
	Spaces	11:00 AM	12:00 PM	1:00 PM	2:00 PM	3:00 PM	4:00 PM	5:00 PM	6:00 PM	7:00 PM	8:00 PM
City Total Spaces	754	682	696	719	719	712	709	715	681	646	619
Occupancy	-	90%	92%	95%	95%	94%	94%	95%	90%	86%	82%

## Sunday

	Spaces	11:00 AM	12:00 PM	1:00 PM	2:00 PM	3:00 PM	4:00 PM	5:00 PM	6:00 PM	7:00 PM	8:00 PM
City Total Spaces	631	562	559	574	569	563	558	527	522	531	495
Occupancy	-	89%	89%	91%	90%	89%	88%	84%	83%	84%	78%

Segments 001,002 & 003 - Unable to collect on these segments due to the installation of multiple tents and a police car blocking the East side intersection of Valley Dr





# July Peak On-Street Demand

Saturday (7/22) at 2:00 PM

# OFF-STREET UTILIZATION (AUG. 11-13)

## Friday

Total Spaces	11:00 AM	11:00 AM Occupancy	12:00 PM	12:00 AM Occupancy	1:00 PM	1:00 PM Occupancy	2:00 PM	2:00 PM Occupancy	3:00 PM	3:00 PM Occupancy	4:00 PM	4:00 PM Occupancy	5:00 PM	5:00 PM Occupancy	6:00 PM	6:00 PM Occupancy	7:00 PM	7:00 PM Occupancy	8:00 PM	8:00 PM Occupancy
1,452	1,106	76%	1,148	79%	1,212	83%	1,203	83%	1,088	75%	1,010	70%	930	64%	946	65%	1,021	70%	907	62%

## Saturday

Total Spaces	11:00 AM	11:00 AM Occupancy	12:00 PM	12:00 AM Occupancy	1:00 PM	1:00 PM Occupancy	2:00 PM	2:00 PM Occupancy	3:00 PM	3:00 PM Occupancy	4:00 PM	4:00 PM Occupancy	5:00 PM	5:00 PM Occupancy	6:00 PM	6:00 PM Occupancy	7:00 PM	7:00 PM Occupancy	8:00 PM	8:00 PM Occupancy
1,452	1,202	83%	1,279	88%	1,330	92%	1,293	89%	1,304	90%	1,264	87%	1,249	86%	1,215	84%	1,211	83%	1,124	77%

## Sunday

Total Spaces	11:00 AM	11:00 AM Occupancy	12:00 PM	12:00 AM Occupancy	1:00 PM	1:00 PM Occupancy	2:00 PM	2:00 PM Occupancy	3:00 PM	3:00 PM Occupancy	4:00 PM	4:00 PM Occupancy	5:00 PM	5:00 PM Occupancy	6:00 PM	6:00 PM Occupancy	7:00 PM	7:00 PM Occupancy	8:00 PM	8:00 PM Occupancy
1,452	1,278	88%	1,271	88%	1,300	90%	1,288	89%	1,279	88%	1,178	81%	1,067	73%	1,042	72%	934	64%	786	54%







# August Peak Off-Street Demand

Saturday (8/12) at 1:00 PM



# ON-STREET UTILIZATION (AUG. 11-13)

## Friday

	Spaces	11:00 AM	12:00 PM	1:00 PM	2:00 PM	3:00 PM	4:00 PM	5:00 PM	6:00 PM	7:00 PM	8:00 PM
City Total Spaces	754	566	626	658	646	637	602	605	620	613	584
Occupancy	-	75%	83%	87%	86%	84%	80%	80%	82%	81%	77%

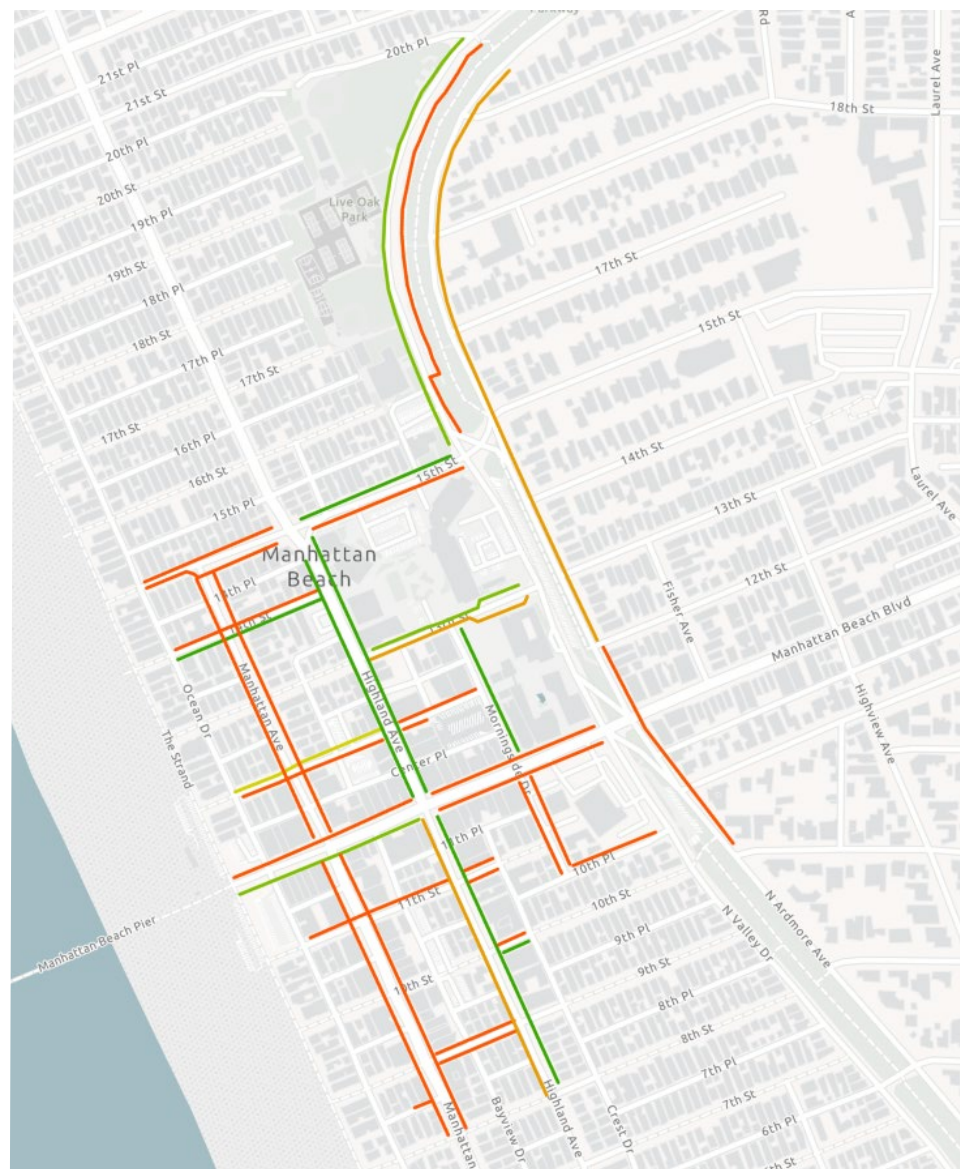
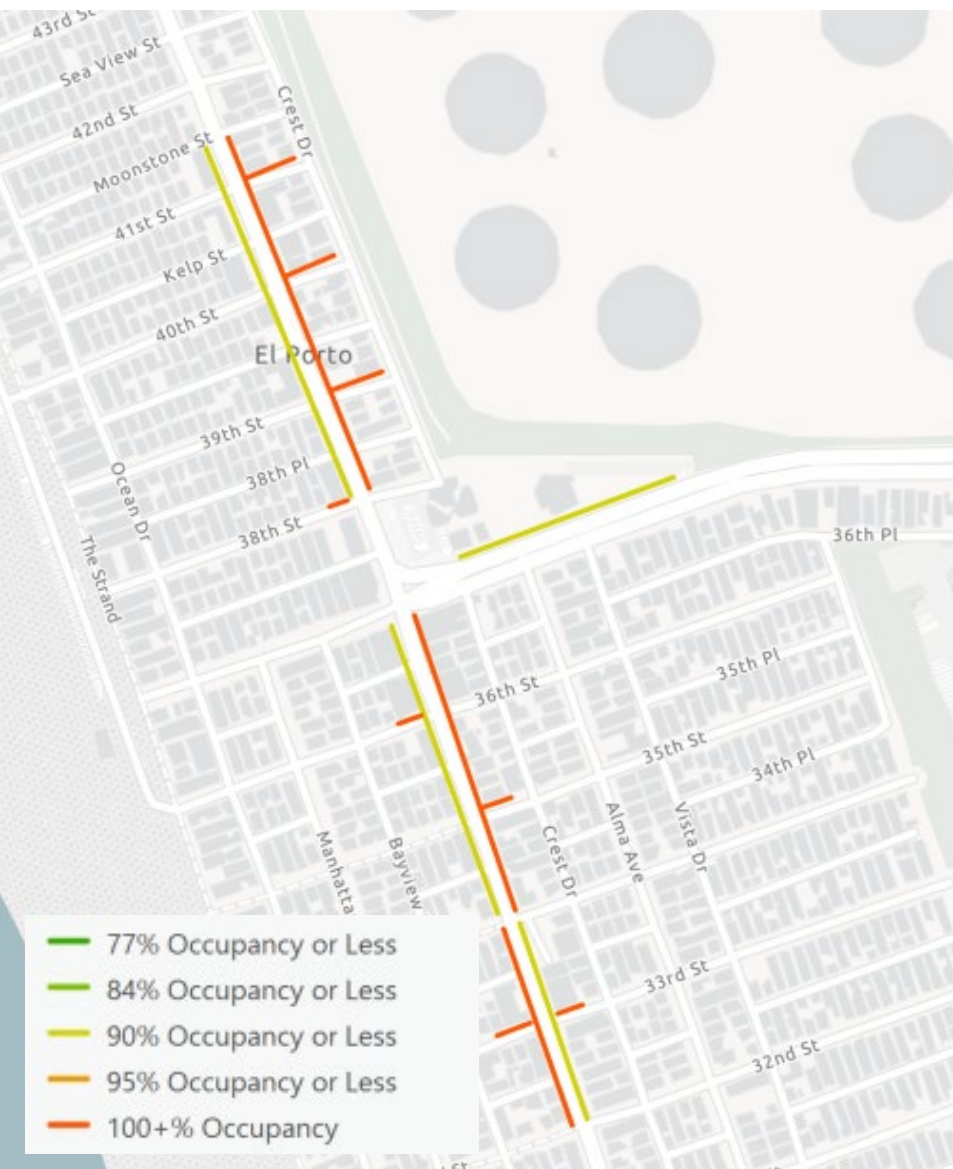
## Saturday

	Spaces	11:00 AM	12:00 PM	1:00 PM	2:00 PM	3:00 PM	4:00 PM	5:00 PM	6:00 PM	7:00 PM	8:00 PM
City Total Spaces	754	668	706	719	713	704	697	687	646	648	592
Occupancy	-	89%	94%	95%	95%	93%	92%	91%	86%	86%	79%

## Sunday

	Spaces	11:00 AM	12:00 PM	1:00 PM	2:00 PM	3:00 PM	4:00 PM	5:00 PM	6:00 PM	7:00 PM	8:00 PM
City Total Spaces	754	690	708	716	713	714	676	653	622	582	520
Occupancy	-	92%	94%	95%	95%	95%	90%	87%	82%	77%	69%





# August Peak On-Street Demand

Saturday (8/12) at 1:00 PM

# TASK FORCE DISCUSSIONS

1. Does the data match your expectations?
2. What are some common challenges that employees, visitors, and community members face when parking a vehicle in these areas of the City?
3. Given these results, what are some solutions and strategies to consider?



# POTENTIAL STRATEGIES & NEXT STEPS

## Busy areas

Increase parking supply, reduce parking demand

## Less busy areas

Increase knowledge of and accessibility to/from parking

## Areawide

Parking time limits, cost of parking, use of private lots (e.g., banks and grocery stores), remote parking with shuttle

## Other suggestions





# PUBLIC COMMENTS



# NEXT MEETINGS

- Tuesday, October 24 (1-3 PM)
  - Manhattan Beach Library Meeting Room
  
- Tuesday, December 12 (1-3 PM)
  - Police/Fire Facility Conference Room



# COMMUNITY WORKSHOP



manhattan beach

## OUTDOOR DINING

**You are Invited!**

### Outdoor Dining Community Workshop

**October 2, 2023 6:00 PM-8:00 PM**

Location: Joslyn Community Center, Ocean Banquet Hall  
1601 N Valley Drive, Manhattan Beach, CA 90266



CITY OF  
**MANHATTAN BEACH**