

**Manhattan Beach,**

*Thank you for being a clean energy leader!*

The overall participation rate for your community is **95.7 %**.  
**97.0 %** of active customers (**15,430**) have **100% Green Power**.

*You are helping lead the way toward our green energy future and supporting your community!*

Clean Power Alliance has launched a new interactive map featuring information on each of the communities we serve throughout Los Angeles and Ventura counties. The map can be found on our homepage at [CleanPowerAlliance.org](http://CleanPowerAlliance.org). Map data is refreshed quarterly and includes community-specific environmental benefits such as the annual reduction of harmful greenhouse gas emissions, number of active residential and business customers, number of local participants in CPA programs (if minimal thresholds are met), and the names and pictures of your local representatives serving on CPA's board of directors and community advisory committee. The map content is also available in Spanish and Chinese.

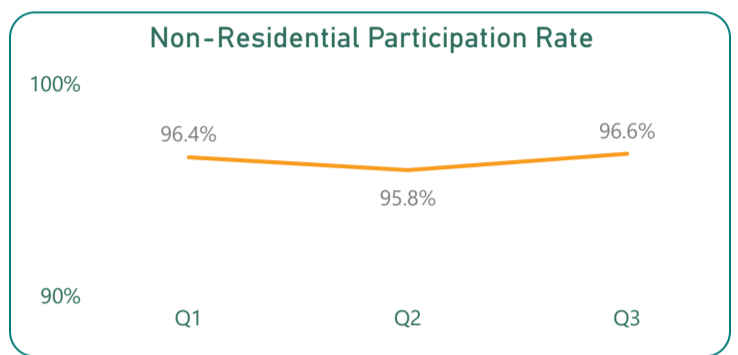
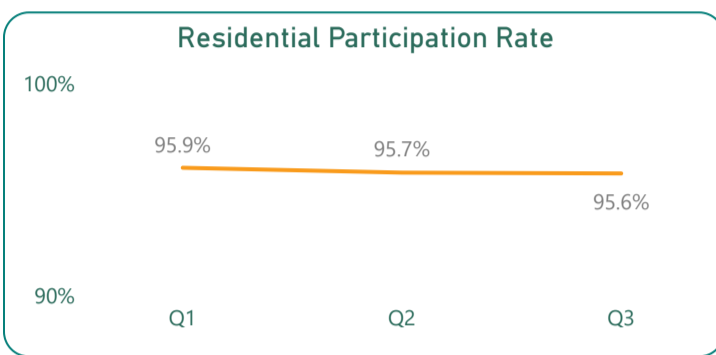
*Due to a reporting error in CPA's rate classification software, customer energy usage was underreported in previous quarterly updates. The issue has been resolved and the usage data in this report are correct.*

**PARTICIPATION RATES**



In your community, the residential participation rate is **95.6 %**.  
In your community, the non-residential participation rate is **96.6 %**.  
You are making great strides toward a green energy future.

**In your community, the overall participation rate is now 95.7 %.**  
**The CPA overall participation rate is 93.3 %.**



**ACTIVE CUSTOMERS**

	100% Green Power	Clean Power	Lean Power	Total
<b>NON-RESIDENTIAL</b>	1,747		26	<b>1,773</b>
<b>RESIDENTIAL</b>	13,217	29	410	<b>13,657</b>
<b>Total</b>	<b>14,964</b>	<b>29</b>	<b>436</b>	<b>15,430</b>



ACTIVE RESIDENTIAL CUSTOMERS

**13657**



ACTIVE NON-RESIDENTIAL CUSTOMERS

**1773**

**Manhattan Beach** has **15,430** active customers of **16,117** eligible customers.

**CPA GHG EMISSIONS AVOIDED**

**Clean Power Alliance (CPA) member agencies avoided an estimated 7.853 BILLION POUNDS of greenhouse gas emissions, since launch of service in 2018.**

*\*Based on usage through March of 2023.*



This is the equivalent of **58.9 MILLION TREES PLANTED AND GROWN FOR 10 YEARS!**

**58,898,217 TREES**

**MEMBER AGENCY LOAD BY THE KILOWATT-HOUR (kWh)**



Non-Residential Load by kWh

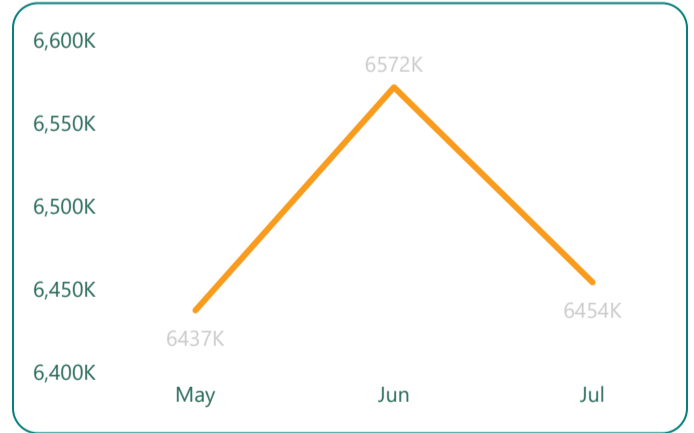


Monthly Total Usage for Non-Residential Customers (kWh)

**12,147,591.35**



Residential Load by kWh



Monthly Total Usage for Residential Customers (kWh)

**19,463,008.78**

**Manhattan Beach** has a total load of **31,610,600.13 kWh** for this quarter.  
**61.6 %** of the load is residential and **38.4 %** of the load is non-residential.

**ACTIVE CUSTOMERS BY OPTION**



CPA now has a total of **1,005,437** customers, with the average participation rate at **93.3 %**.

**61.7 %** of CPA's active customers have **100% Green Power** as their current rate option, for a total of **620,722** active customers.

**26.0 %** of CPA's active customers have **Clean Power** as their current rate option, for a total of **261,743** active customers.

**12.2 %** of CPA's active customers have **Lean Power** as their current rate option, for a total of **122,967** active customers.